



ANNUAL REPORT 2021-2022

(Table of Contents)

Misr International University from Local Excellence to Global Influence	3
Introduction	4-5
Results of Last Year Impact Ranking 2019-2020	7-13
Evaluation of Impact Ranking of MIU 2019/2020 and 2020/202	14-24
Four Pillars of Excellence	25-26
Research	27-47
Stewardship	48-52
MIU Dental Clinics Complex: Free Services for All	53-58
Outreach	59-65
Teaching	66-69
Summary.....	70-73
Recommendations and Future Plans	74-75

Misr International University from Local Excellence to Global Influence

Misr International University (MIU) was ranked among the most prestigious universities in the world, according to the Times Higher Education (THE) impact rankings.

Placed within the band of 801-1000, MIU joins the ranks of the most reputable institutions contributing to the achievement of the United Nations Sustainable Development Goals (SDGs).

With over 1500 international universities in the rankings, MIU's inclusion in this prestigious list underscores its exceptional dedication to serving the community by addressing key global challenges.

MIU rank is largely attributed to its remarkable achievements in SDG3 (Good Health and Wellbeing), SDG6 (Clean Water and Sanitation), SDG11 (Sustainable Cities and Communities), SDG12 (Responsible Consumption and Production), and SDG16 (Peace, Justice, and Strong Institutions).

This recognition highlights the commitment demonstrated by MIU faculty, staff, and students in aligning their efforts with the United Nations SDGs and reinforces the global reputation of the university.

<https://bitly.ws/324Le>



Introduction

In an era of unprecedented global challenges and the need for collective action, Misr International University (MIU) has continued its efforts towards achieving the United Nations Sustainable Development Goals (SDGs). According to the Times Higher Education rankings, the university's unwavering dedication to these goals has helped it secure a place among the best universities globally for four consecutive years.

MIU has adopted a multi-layered approach to address the challenges outlined in the UN SDGs. Its integrated efforts extend across four main domains: research, stewardship, outreach, and education. This report explores the institution's initiatives, projects, and endeavors that have consolidated its local and international reputation.



Introduction (con.):

Throughout the past year, MIU has played a significant role in addressing 11 out of the 17 SDGs, demonstrating an enduring commitment to align its mission with the aspirations of the SDGs. This report serves as a testament to MIU's commitment to creating positive change and further shaping a sustainable future. It highlights how our pursuit of excellence and social responsibility has been reflected in global recognition.



Results of 2020-2021 Impact Ranking



DataPoints

OVERALL SCORE

58.9 out of 100

OVERALL RANK

801–1000 out of 1591 institutions

SDG PARTICIPATED

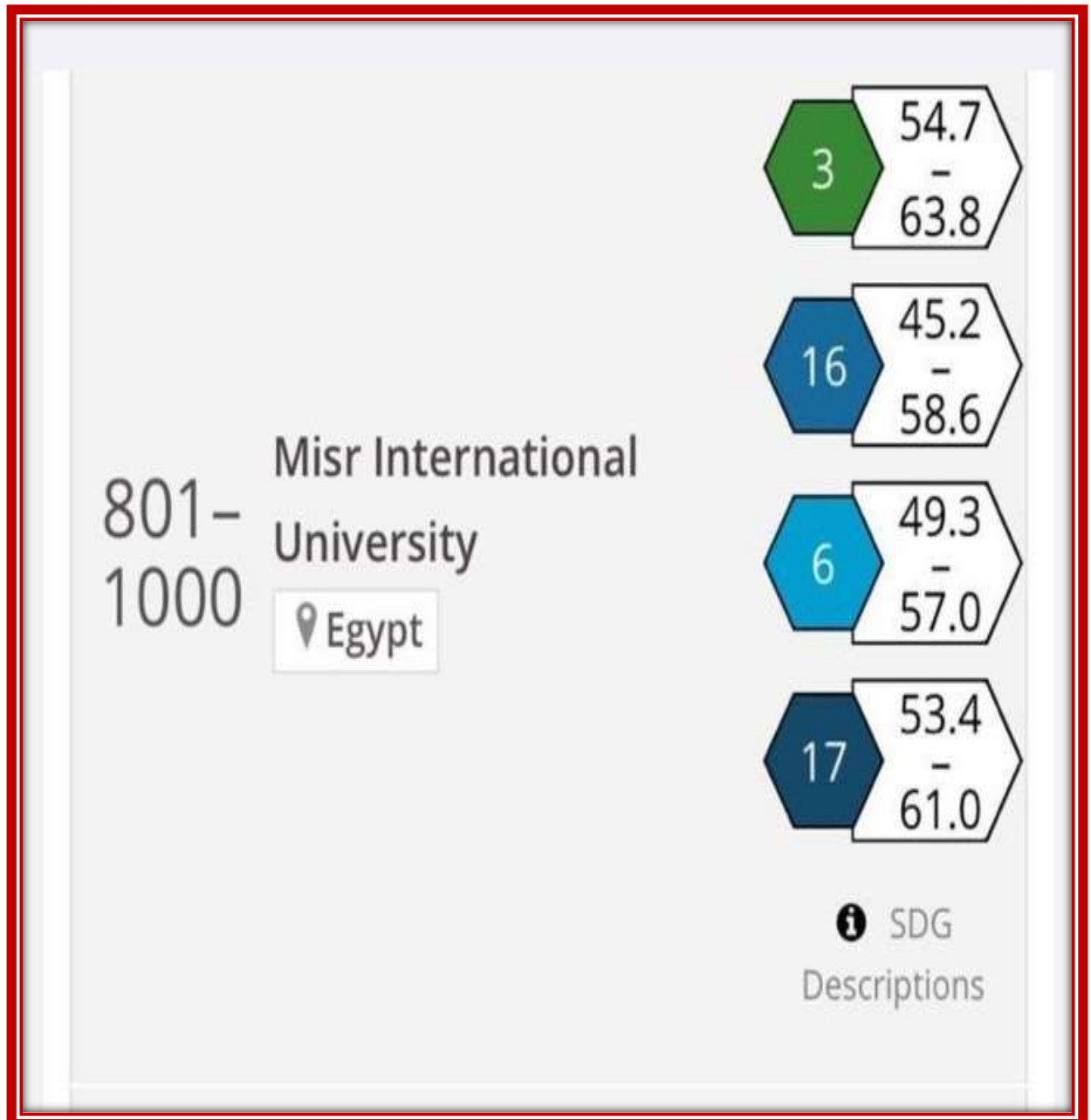
11 out of 17 Sustainable Development Goals

SDG SCORES



100

Results of 2020-2021 Impact Ranking (Cont.):



Results of 2020-2021 Impact Ranking (Cont.):

1

NO POVERTY

SCORE **36.9** RANK **601-800** out of 876 institutions

Details



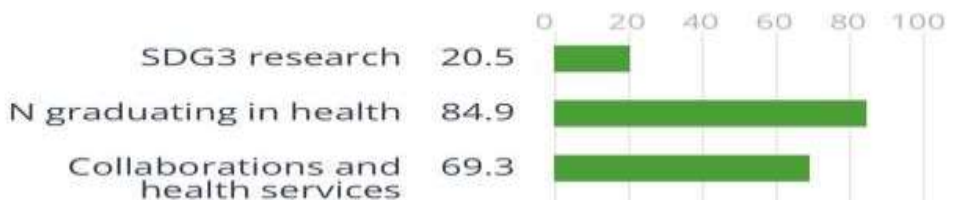
3

GOOD HEALTH AND WELLBEING

QUALIFYING SDG - 26% OF OVERALL

SCORE **61.5** RANK **401-600** out of 1218 institutions

Details



Results of 2020-2021 Impact Ranking (Cont.):

4

QUALITY EDUCATION

SCORE **38.8** RANK **801-1000** out of 1304 institutions

Details




5

GENDER EQUALITY

SCORE **43.0** RANK **601-800** out of 1081 institutions

Details



Results of 2020-2021 Impact Ranking (Cont.):

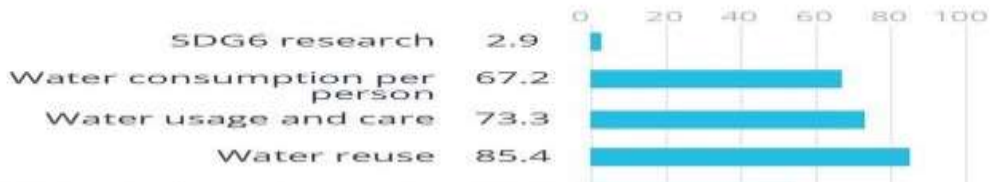
6

CLEAN WATER AND SANITATION

QUALIFYING 5DG - 26% OF OVERALL

SCORE **51.1** RANK **201-300** out of 702 institutions

Details



8

DECENT WORK AND ECONOMIC GROWTH

SCORE **37.4** RANK **601-800** out of 960 institutions

Details



Results of 2020-2021 Impact Ranking (Cont.):

10

REDUCED INEQUALITIES

SCORE

32.0

RANK

601-800

out of 901 institutions

Details



11

SUSTAINABLE CITIES AND COMMUNITIES

SCORE

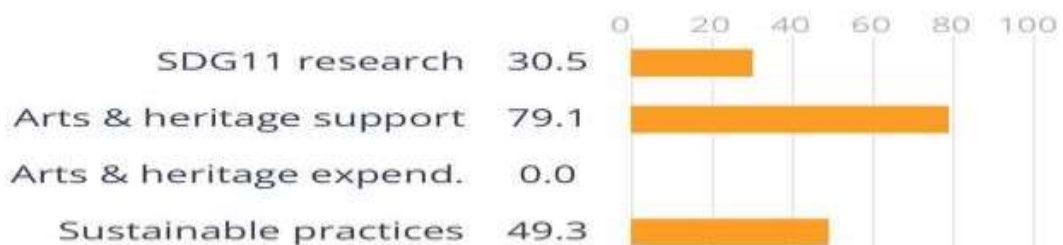
43.4

RANK

401-600

out of 860 institutions

Details



Results of 2020-2021 Impact Ranking (Cont.):

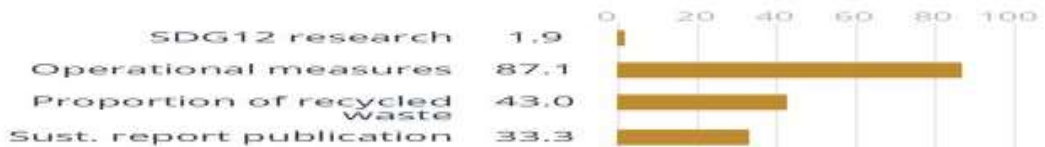
DataPoints

12 ∞

RESPONSIBLE CONSUMPTION AND PRODUCTION

SCORE **41.8** RANK **401-600** out of 674 institutions

Details



13 🌍

CLIMATE ACTION

SCORE **N/A** RANK **N/A** out of 735 institutions

Details

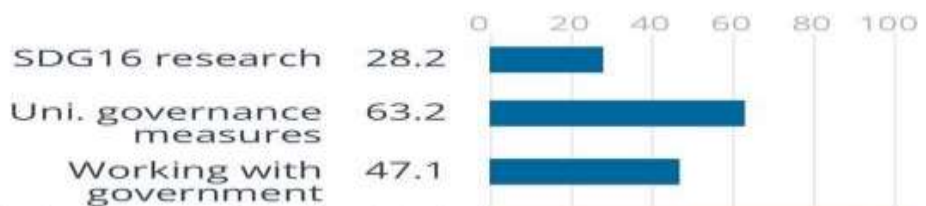
16 🕊️

PEACE, JUSTICE AND STRONG INSTITUTIONS

QUALIFYING SDG - 26% OF OVERALL

SCORE **58.4** RANK **401-600** out of 910 institutions

Details



Results of 2020-2021 Impact Ranking (Cont.):

☰ DataPoints

17 

PARTNERSHIP FOR THE GOALS

MANDATORY QUALIFYING SDG - 22% OF OVERALL

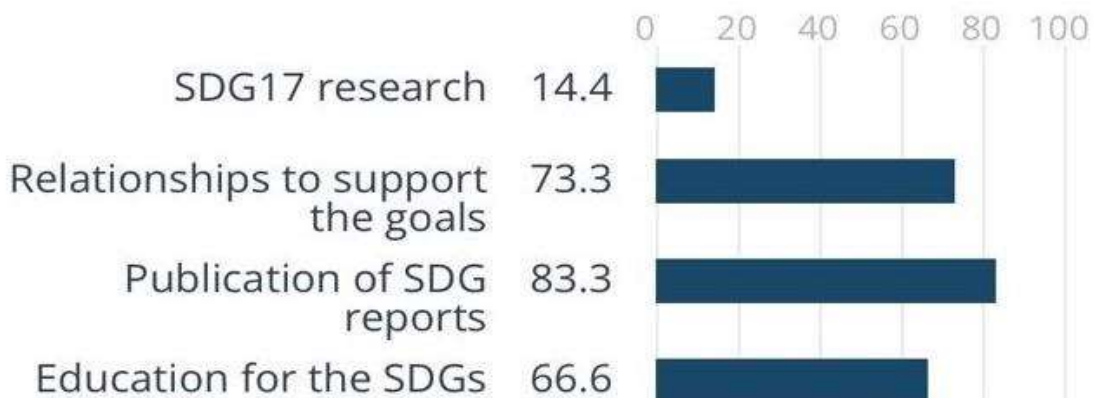
SCORE

58.3

RANK

601-800 out of 1625 institutions

Details



Evaluation of Impact Ranking of MIU 2019/2020 and 2020/2021

Aspiring to attain recognition on the global academic stage and enhance its influence as a source for positive change, MIU has participated in the Times Higher Education Impact Rankings. This report is intended to evaluate the university's performance in addressing the UN SDGs, It also offering recommendations for enhancement, with the overarching goal of securing a higher ranking in the international academic landscape.

Figure 1 shows the number of Egyptian universities (governmental and private) participating in THE ranking during the past two years.



Evaluation of Impact Ranking of MIU 2019/2020&2020/2021(Cont.):

Number of Egyptian universities in THE ranking

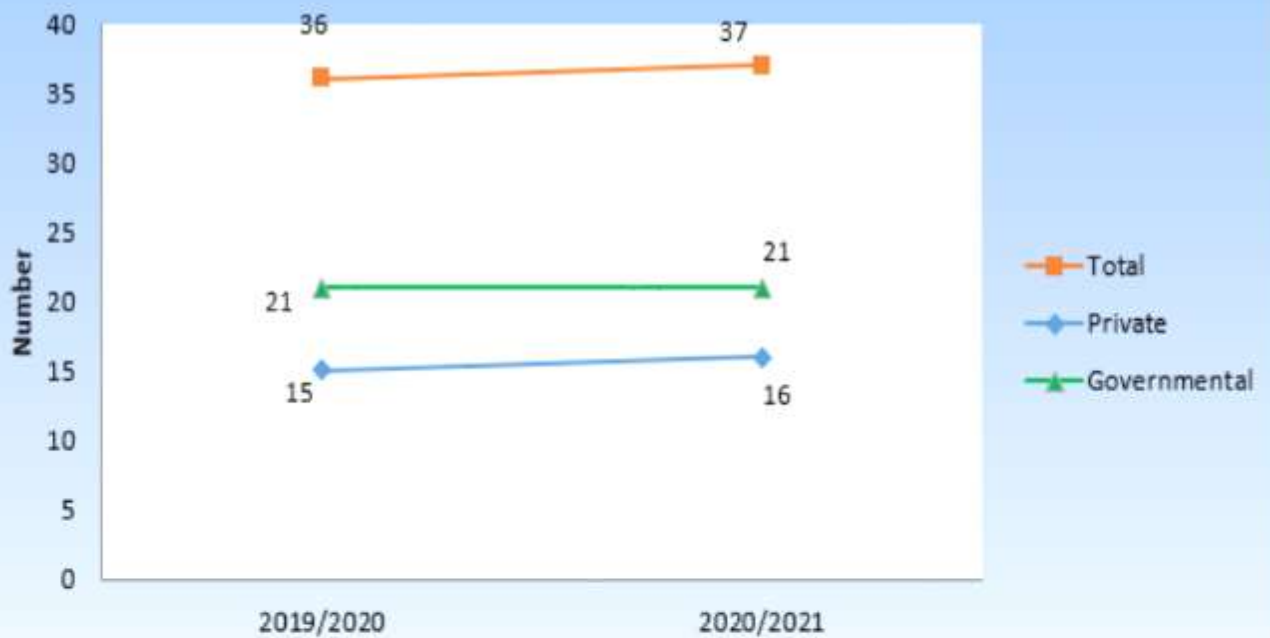


Figure 1. Number and distribution of Egyptian universities participating in THE Rankings from 2019/2020 to 2020/2021

Improvement in MIU Total Score and Rank through the years 2019/2020 to 2020/2021

MIU achieved a total score of 57.9 out of 100 in THE Rankings for 2019/2020. This score increased to 58.9 in 2020/2021, reflecting an improvement of 1.7% (Figure 2).

In the 2019/2020 rankings, the university held the position of 601-800 among 1406 universities. In the 2020/2021 rankings, MIU secured a position of 801-1000 out of 1591 universities (Table 1).

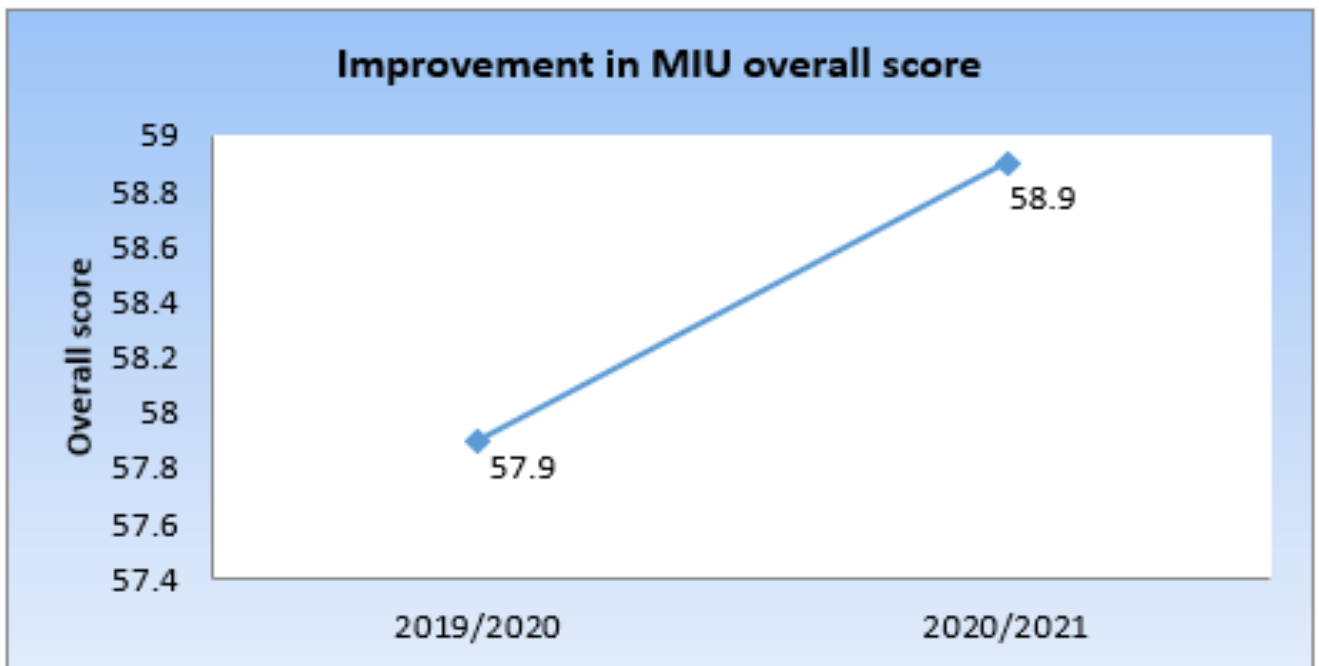


Figure 2. Improvement in MIU overall score in THE Rankings 2019/2020 to 2020/2021

Table 1. Improvement in MIU rank in THE Rankings 2019/2020 to 2020/2021

Rank	2019/2020	Rank	2020/2021
1 – 100	≥88.6	1 – 100	≥88.3
101 – 200	82.1 – 88.5	101 – 200	82.2 – 88.2
201 – 300	76.9 - 82	201 – 300	76.8 – 88.1
301 – 400	72 – 76.7	301 – 400	72.7 – 76.7
401 – 600	65 – 71.9	401 – 600	66.9 – 72.6
601 – 800	57.3 – 64.9	601 – 800	59.7 – 66.7
801 – 1000	50.3 – 57.2	801 – 1000	53.9 – 59.6
1001+ (1001 – 1406)	9.2 – 50.2	1001+ (1001 – 1591)	7.9 – 53.8
MIU Score	57.9		58.9



Performance of MIU in Different Goals in the Academic years 2019/2020 to 2020/2021

The university actively addressed 11 goals in THE Impact Ranking. An examination of the scores indicated notable enhancements in SDG3, SDG 5, SDG 6, SDG 8, SDG 10, SDG 11, and SDG 16. Conversely, there was a decrease in scores for SDG 1, SDG 4, SDG 12, and SDG 17 (see Figure 3).

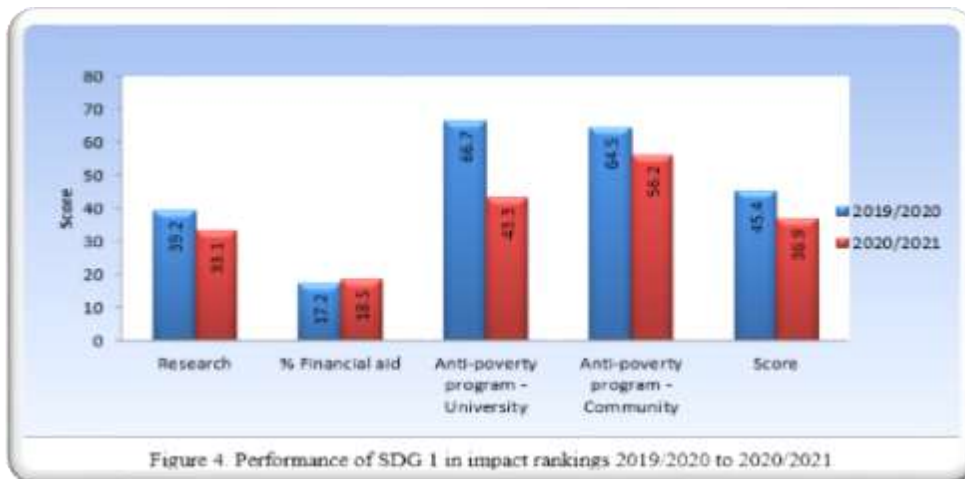


Figure 3. Performance of MIU in different SDGs 2019/2020 to 2020/2021

Assessment of Improvement in Different SDGs

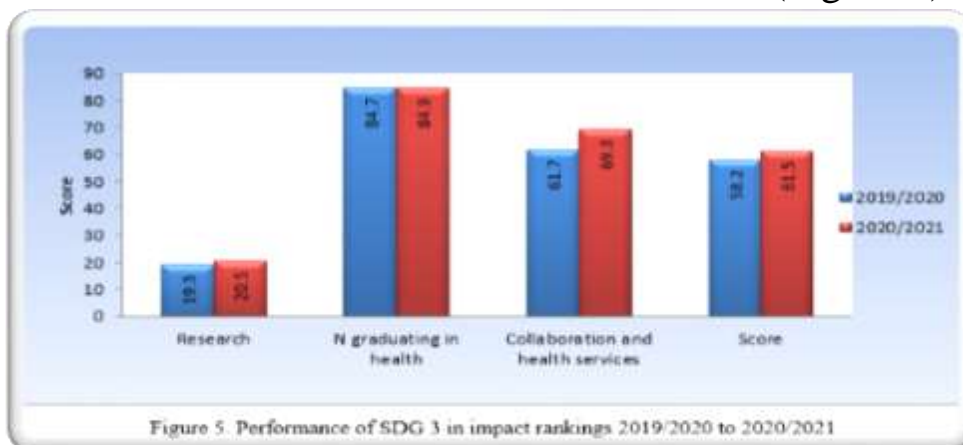
1. SDG 1 (No Poverty)

SDG 1 consists of four metrics. In 2020/2021 ranking, the university has improved in one metric. The total score is reduced by 18.7% from 2019/2020 to 2020/2021 (Figure 4).



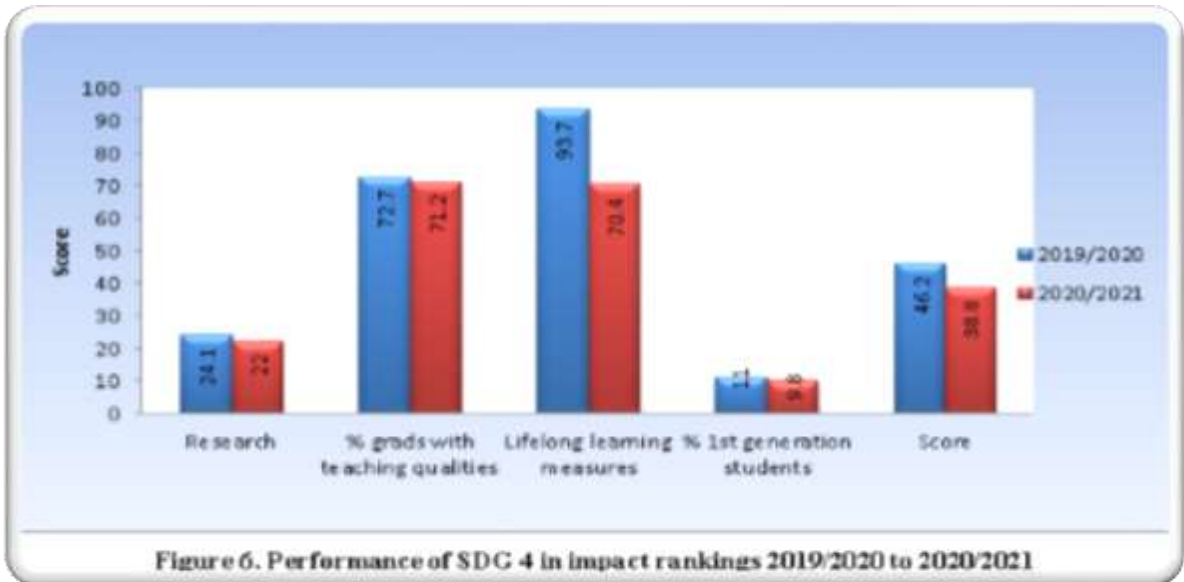
2. SDG 3 (Good Health and Well-Being)

The university has improved in all metrics of SDG 3. The improvement in the total score is 5.7% from 2019/2020 to 2020/2021 (Figure 5).



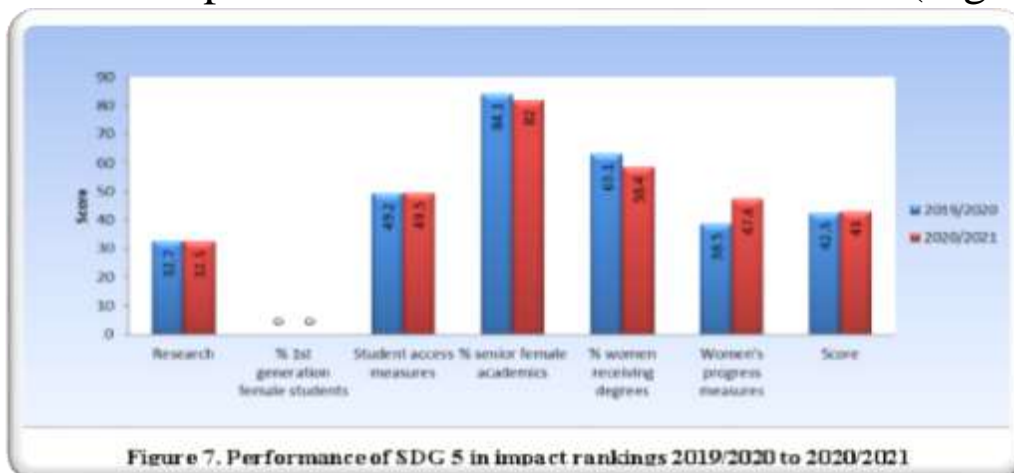
3. SDG 4 (Quality Education)

The university didn't show improvement in all metrics of SDG 4. The total score is reduced by 16% from 2019/2020 to 2020/2021 (Figure 6).



4. SDG 5 (Gender Equality)

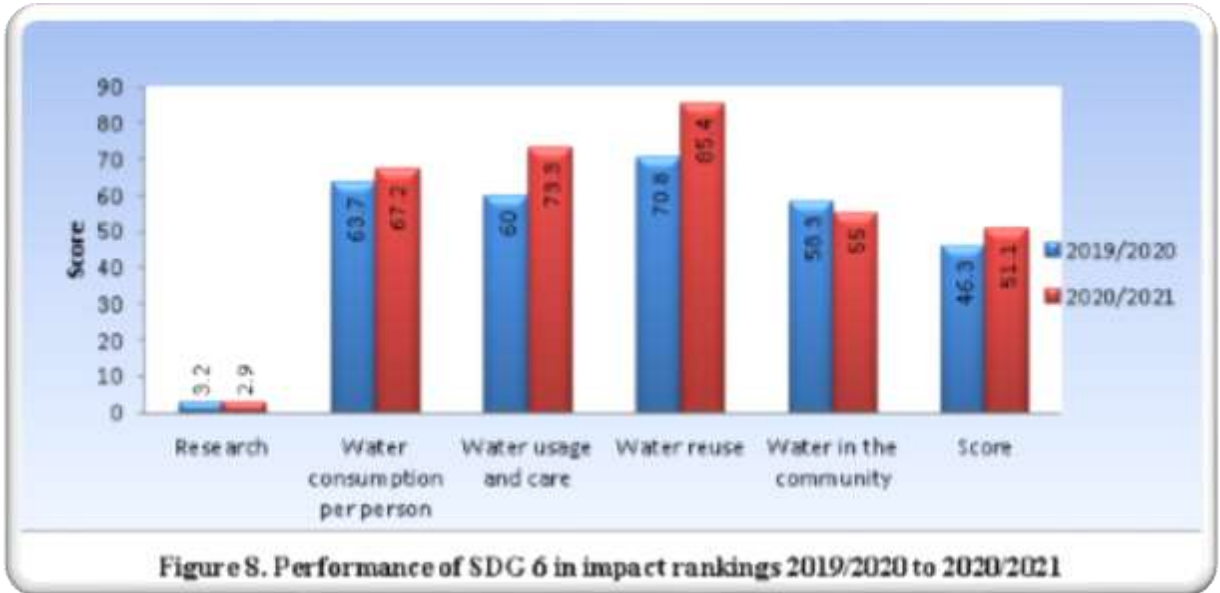
The university showed slight improvement in two metrics in addition to the total score. The university has no first-generation female students. The improvement in the total score is 1.2% (Figure 7).





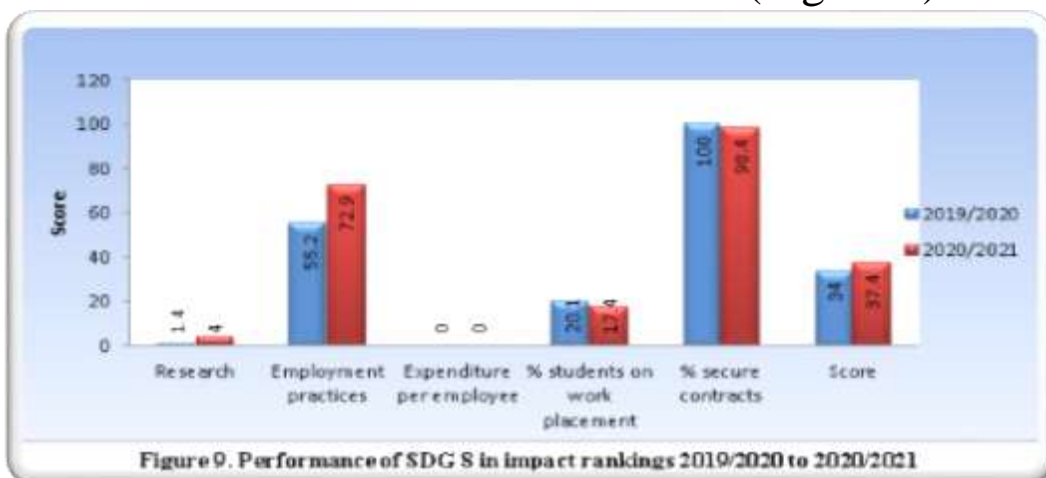
5. SDG 6 (Clean Water and Sanitation)

The university showed an improvement in three metrics in addition to the total score. The improvement in the total score is 10.4% (Figure 8).



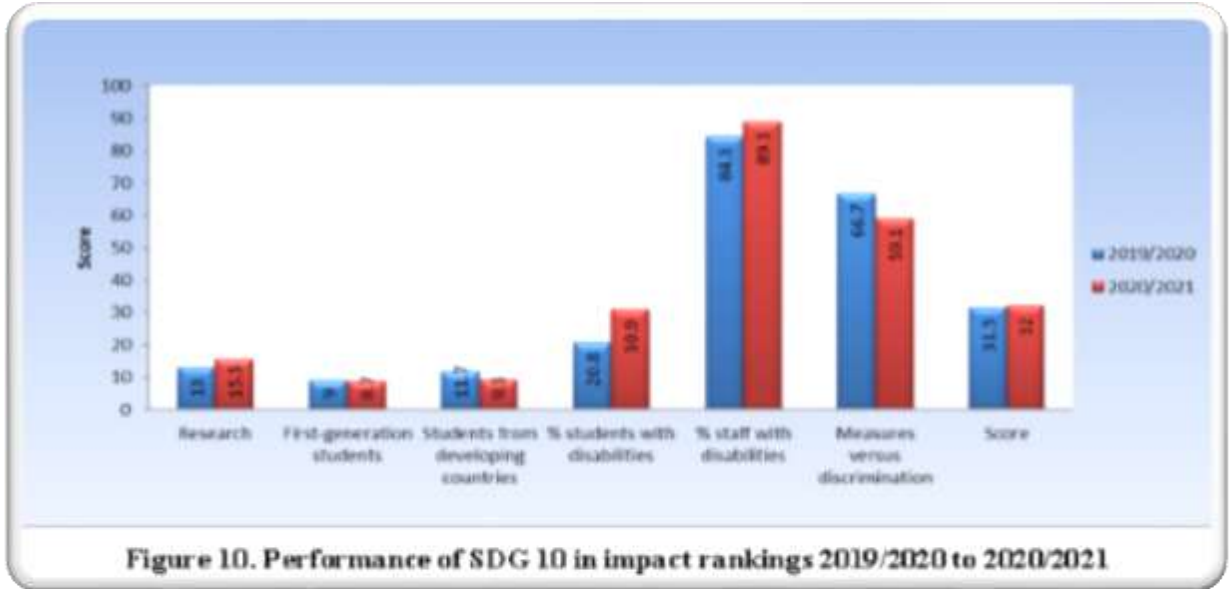
6. SDG 8 (Decent Work and Economic Growth)

SDG 8 consists of five metrics. The university has improved in two metrics in addition to the total score. The improvement in the total score is 10% from 2019/2020 to 2020/2021 (Figure 9).



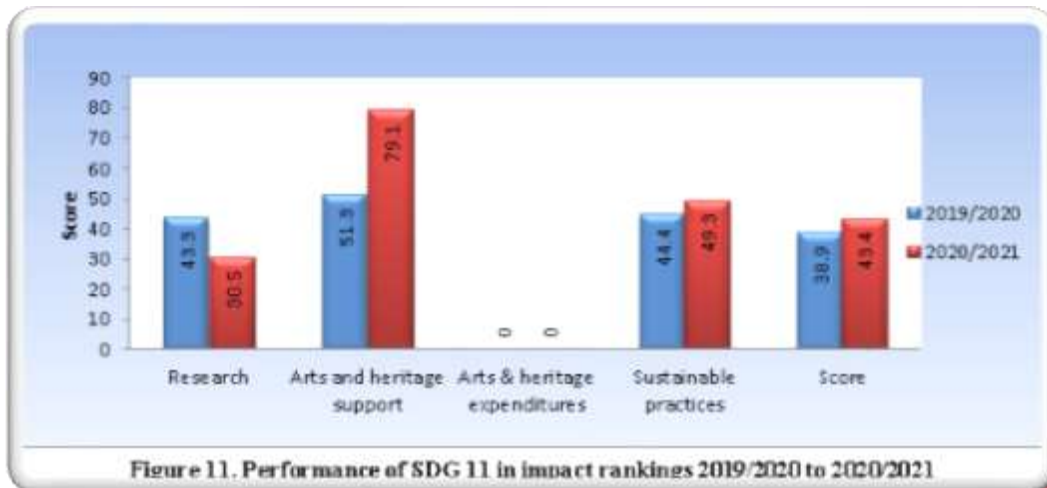
7. SDG 10 (Reduced Inequalities)

SDG 10 consists of six metrics. The university has improved in three metrics in addition to the total score. The improvement in the total score is 4.6% from 2019/2020 to 2020/2021 (Figure 10).



8. SDG 11 (Sustainable Cities and Committees)

SDG 11 consists of four metrics. The university has improved in two metrics in addition to the total score. The improvement in the total score is 11.6% from 2019/2020 to 2020/2021 (Figure 11).



9. SDG 12 (Responsible Consumption and Production)

The goal consists of four metrics. The university has improved in one metric. The total score decreased by 27.2% from 2019/2020 to 2020/2021 (Figure 12).

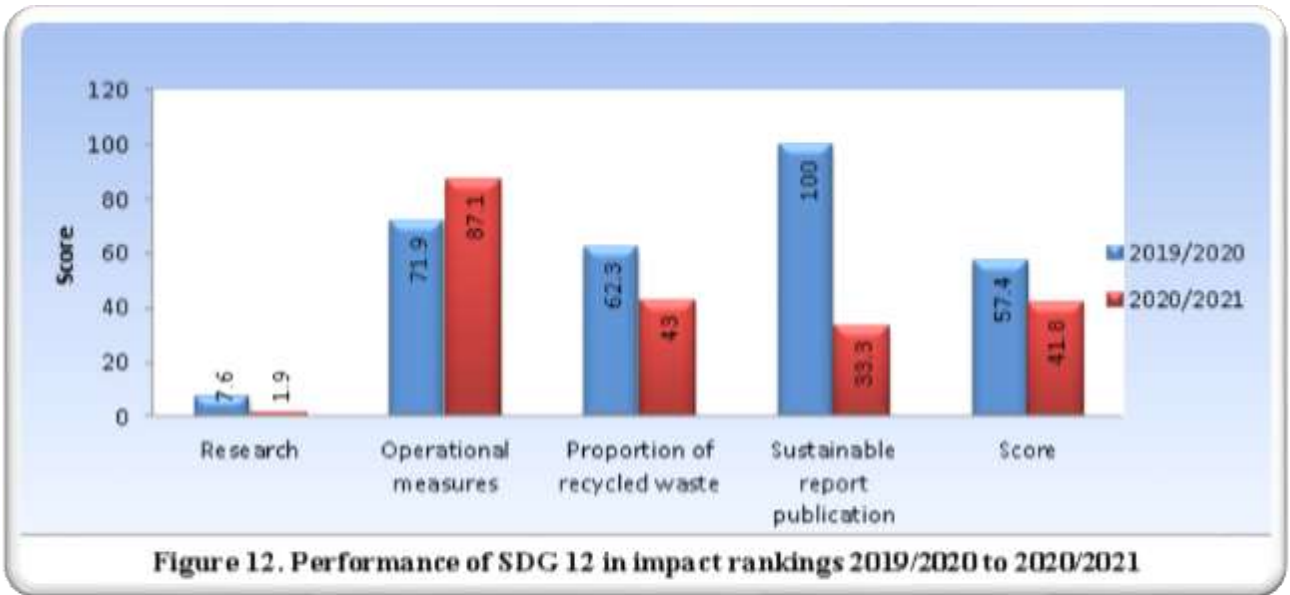


Figure 12. Performance of SDG 12 in impact rankings 2019/2020 to 2020/2021

10. SDG 16 (Peace, Justice and Strong Institutions)

The goal consists of four metrics. The university has improved in three metrics in addition to the total score. The total score has increased by 10.4% from 2019/2020 to 2020/2021 (Figure 13).

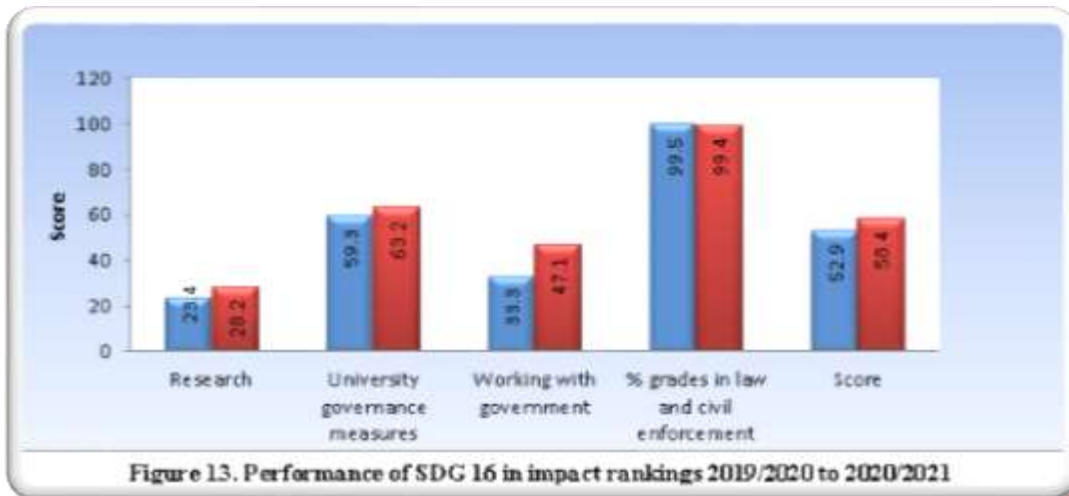


Figure 13. Performance of SDG 16 in impact rankings 2019/2020 to 2020/2021

11. SDG 17 (Partnership for The Goals)

SDG 17 consists of four metrics. The university has improved in two metrics. The total score decreased by 2% from 2019/2020 to 2020/2021 (Figure 14).

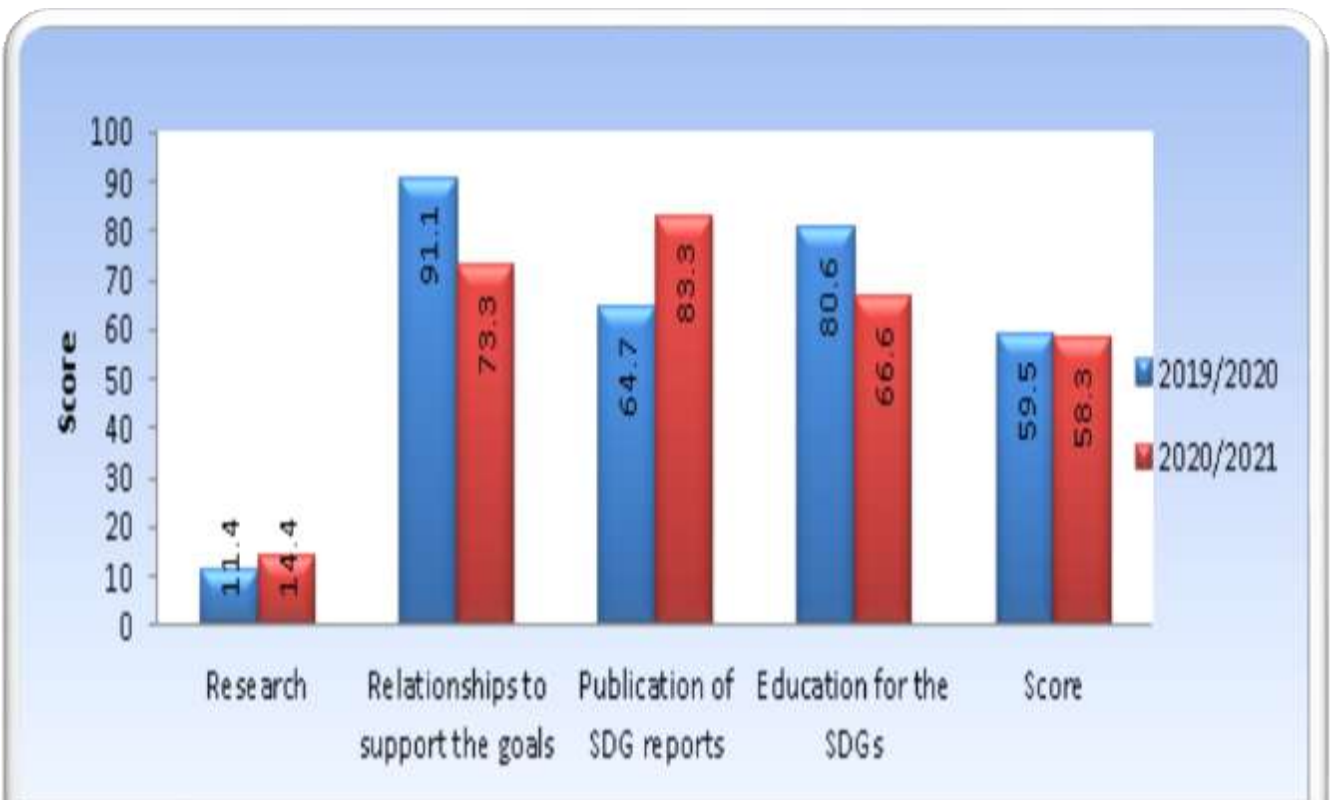


Figure 14. Performance of SDG 17 in impact rankings 2019/2020 to 2020/2021

Figure 14. Performance of SDG 17 in impact rankings 2019/2020 to 2020/2021

Figure 14. Performance of SDG 17 in impact rankings 2019/2020 to 2020/2021

THE Impact Ranking for the Academic Year 2021 - 2022

Four Pillars

FOUR ASPECTS OF THEORY OF CHANGE



The Four Perspectives for Measuring Ranking

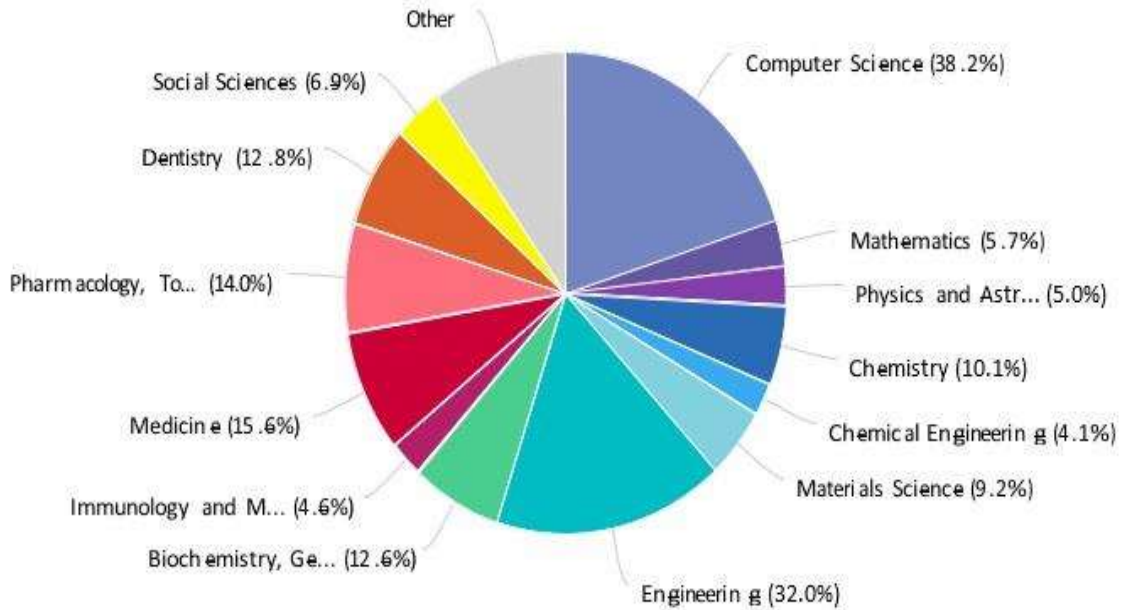
Times Higher Education Impact Rankings have produced a detailed methodology guide explaining how to measure universities' progress towards achieving the United Nations Sustainable Development Goals (SDGs). It identifies four important perspectives:

1. Research: the kind of knowledge created by universities to address the world's problems (research output linked to SDG topics).
2. Stewardship: initiatives universities take to manage their own resources.
3. Outreach: the way universities interact with society through community projects and programs.
4. Teaching: how far the courses offered by universities are relevant to the specific SDGs.

1. Research:

Publication share by Subject Area

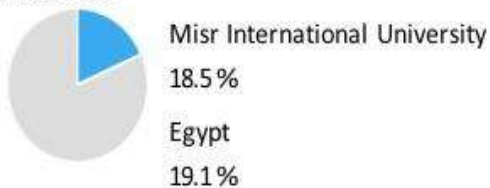
Entity: Misr International University · Year range: 2020 to 2024 · Data source: Scopus, up to 11 Oct 2023



Publications in Top 10% Journal Percentiles by CiteScore Percentile

Entity: Misr International University · Year range: 2020 to 2024 · Data source: Scopus, up to 11 Oct 2023

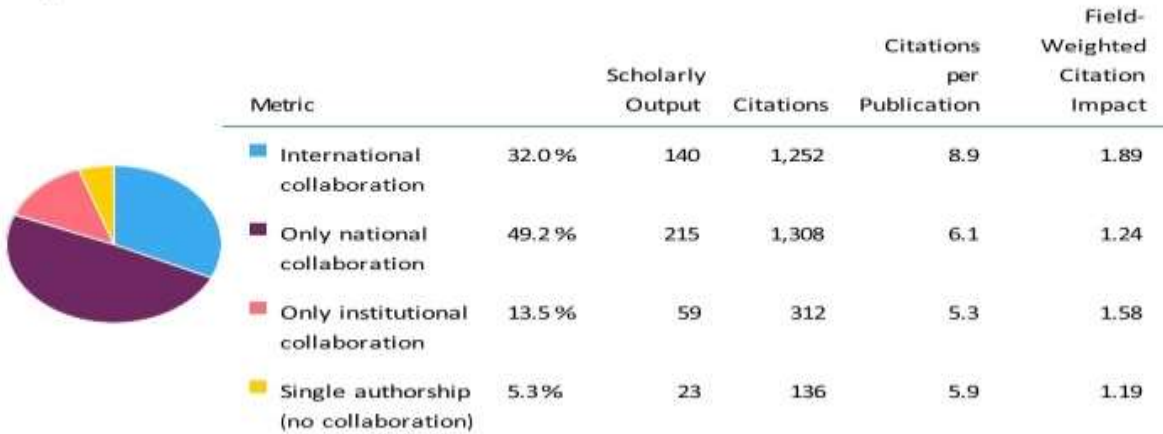
Publications in top 10% journals by CiteScore Percentile



Collaboration

Entity: Misr International University · Year range: 2020 to 2024 · Data source: Scopus, up to 11 Oct 2023


International, national, and institutional collaboration by at Misr International University in the selected year range.



Outputs in Top 10% Citation Percentiles summary

Entity: Misr International University · Year range: 2020 to 2024 · Data source: Scopus, up to 11 Oct 2023


Publications in top 10% most cited worldwide (Field-weighted)



Outputs in Top 10% Citation Percentiles summary

Entity: Misr International University · Year range: 2020 to 2024 · Data source: Scopus, up to 11 Oct 2023

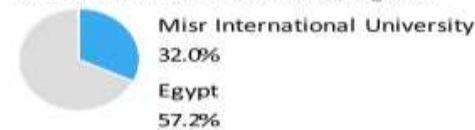
Publications in top 10% most cited worldwide (Field-weighted)



International Collaboration summary

Entity: Misr International University · Year range: 2020 to 2024 · Data source: Scopus, up to 11 Oct 2023

Publications co-authored with institutions in other countries/regions.



Collaborating Institutions






Entity: Misr International University - Year range: 2020 to 2024 - Data source: Scopus, up to 11 Oct 2023

Number of collaborating institutions per region



Top 5 Research Topic Clusters

Entity: Misr International University - Year range: 2020 to 2024 - Data source: Scopus, up to 11 Oct 2023

Topic Cluster	At this Institution			Worldwide
	Scholarly	Publication	Field-Weighted	Prominence
	Output	Share	Citation Impact	percentile
Tooth; Bone and Bones; Dentin TC.14	43	0.09 % ▼	0.55	94.716 
Algorithms; Computer Vision; Models TC.0	23	0.01% ▼	1.58	99.866 
Optimization; Algorithms; Evolutionary Algorithms TC.259	19	0.09% ▲	4.09	92.040 
Computer Crime; Network Security; Intrusion Detection TC.218	11	0.03% ▲	3.88	96.187 
COVID-19; SARS-CoV-2; Coronavirus TC.1500	11	0.00% ▲	0.93	100.000 

Topic Clusters

Entity: Misr International University - Year range: 2020 to 2024 - Data source: Scopus, up to 11 Oct 2023

Topic Cluster	At this Institution			Worldwide
	Scholarly Output	Publication Share	Field-Weighted Citation Impact	Prominence percentile
Tooth; Bone and Bones; Dentin TC.14	43	0.09 % ▼	0.55	94.716
Algorithms; Computer Vision; Models TC.0	23	0.01% ▼	1.58	99.866
Optimization; Algorithms; Evolutionary Algorithms TC.259	19	0.09% ▲	4.09	92.040
Computer Crime; Network Security; Intrusion Detection TC.218	11	0.03% ▲	3.88	96.187
COVID-19; SARS-CoV-2; Coronavirus TC.1500	11	0.00% ▲	0.93	100.000
Anti-Bacterial Agents; Infection; Methicillin-Resistant Staphylococcus Aureus TC.16	10	0.02% ▼	1.10	97.191
MicroRNAs; Long Untranslated RNA; Neoplasms TC.219	8	0.01% ▼	1.21	99.331
Semantics; Models; Recommender Systems TC.37	8	0.01% ▼	2.91	98.194
Oral Health; Periodontitis; Dental Caries TC.125	8	0.04% ▲	0.38	86.020



Topic Clusters

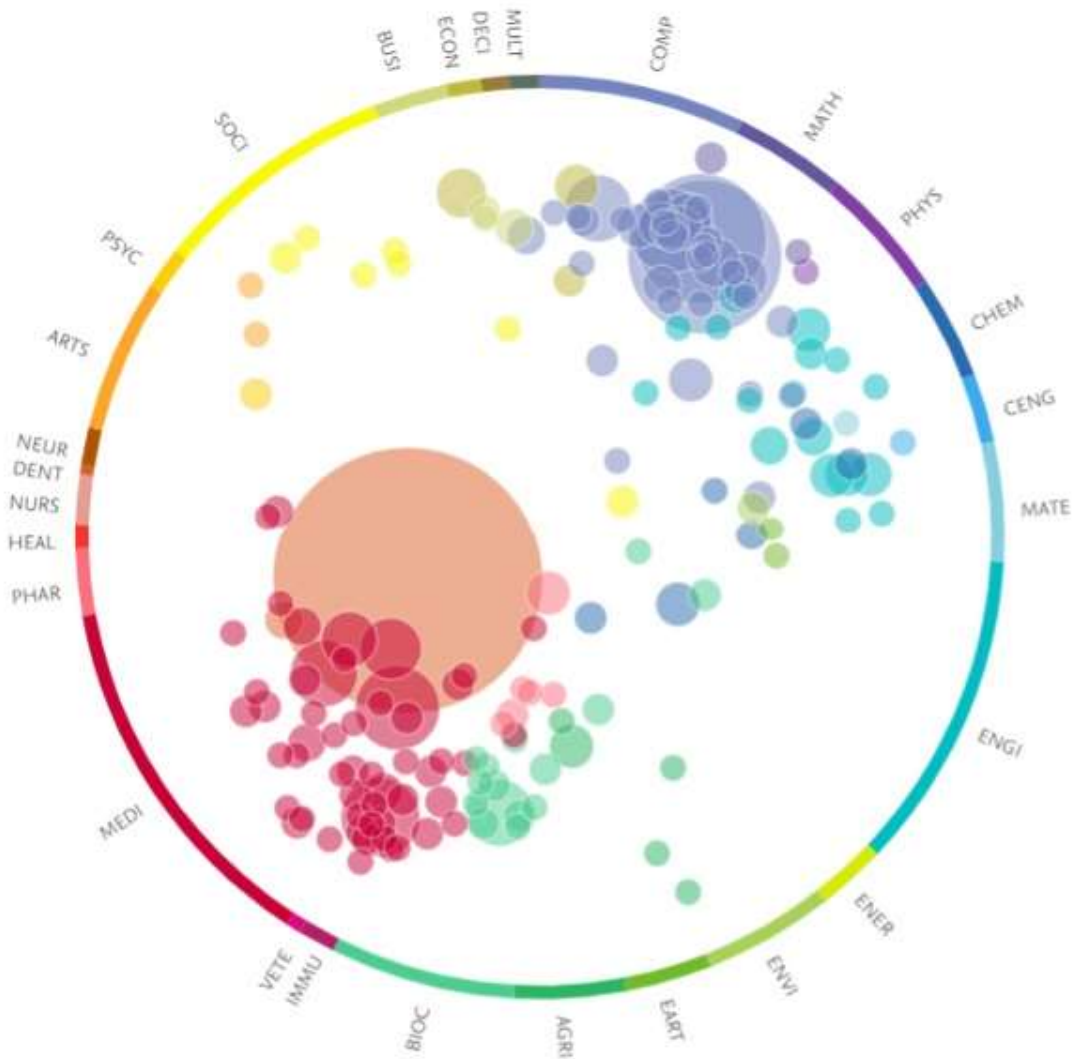
Topic Cluster	At this Institution			Worldwide
	Scholarly Output	Publication Share	Field-Weighted Citation Impact	Prominence percentile
Eye; Optical Coherence Tomography; Macular Degeneration TC:33	7	0.02 %	1.42	92.843

































Topic Clusters

Entity: Misr International University - Year range: 2020 to 2024 - Data source: Scopus, up to 11 Oct 2023

 Bubble size: Scholarly Output of
 Bubble position is based on dominant this
 Institution ASJC categories.




Topic Clusters

	COMP	Computer Science		PHAR	Pharmacology, Toxicology and Pharmaceutics
	MATH	Mathematics		HEAL	Health Professions
	PHYS	Physics and Astronomy		NURS	Nursing
	CHEM	Chemistry		DENT	Dentistry
	CENG	Chemical Engineering		NEUR	Neuroscience
	MATE	Materials Science		ARTS	Arts and Humanities
	ENGI	Engineering		PSYC	Psychology
	ENER	Energy		SOCI	Social Sciences
	ENVI	Environmental Science		BUSI	Business, Management and Accounting
	EART	Earth and Planetary Sciences		ECON	Economics, Econometrics and Finance
	AGRI	Agricultural and Biological Sciences		DECI	Decision Sciences
	BIOC	Biochemistry, Genetics and Molecular Biology		MULT	Multidisciplinary
	IMMU	Immunology and Microbiology			
	VETE	Veterinary			
	MEDI	Medicine			

Academic-Corporate Collaboration summary

Entity: Misr International University - Year range:
 2020 to 2024 - Data source: Scopus, up to 11 Oct
 2023

Publications with both academic and corporate
 affiliations



Overall research performance

Entity: Misr International University - Year range: 2020 to 2024 - Data source: Scopus, up to 11 Oct 2023

437▲

Scholarly Output 

50.8% Open Access

511▲

Authors

1.49

Field-Weighted Citation Impact 

3,008

Citation Count 

6.9

Citations per Publication 

27

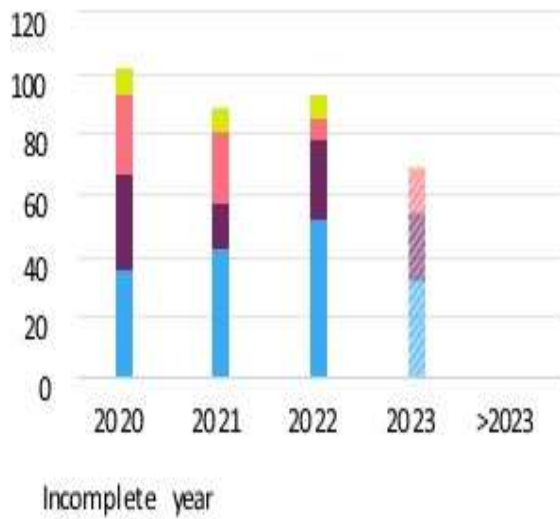
h5-index



Publications by Journal quartile

Entity: Misr International University - Year range: 2020 to 2024 - Data source: Scopus, up to 11 Oct 2023

Share of publications per Journal quartile by CiteScore Percentile



Quartiles	Publications	Publication share (%)
Q1 (top 25%)	162	46.0
Q2 (26% - 50%)	94	26.7
Q3 (51% - 75%)	71	20.2
Q4 (76% - 100%)	25	7.1
Cumulative	Publication shares	Publications share (%)
Q1 to Q2 (top 50%)	256	72.7
Q1 to Q3 (top 75%)	327	92.9

Top Authors

Entity: Misr International University - Year range: 2020 to 2024 - Data source: Scopus, up to 11 Oct 2023

Name	Scholarly Output				Most recent	
	Publications	Citations	h-index	g-index	Publication	Citations h-index
1. Abd Elminaam, Diaa Salama	35	2023	599	19		
2. Amer, Eslam A.18	2023	310	14			
3. Schaalaa, Mona F.	17	2023	180	19		
4. Bahaa-Eldin, Ayman Mohammad	17	2023	204	14		
5. Nabil, Ayman M.	17	2022	319	9		
6. Emara, Samy E.S.	13	2023	30	20		
7. Salama, Rania M.	12	2023	128	7		
8. Ali, Ahmed	12	2023	29	18		
9. AbdelRaouf, Ashraf	10	2023	40	8		
10. Hamdy, Alaa Mahmoud	10	2023	37	6		

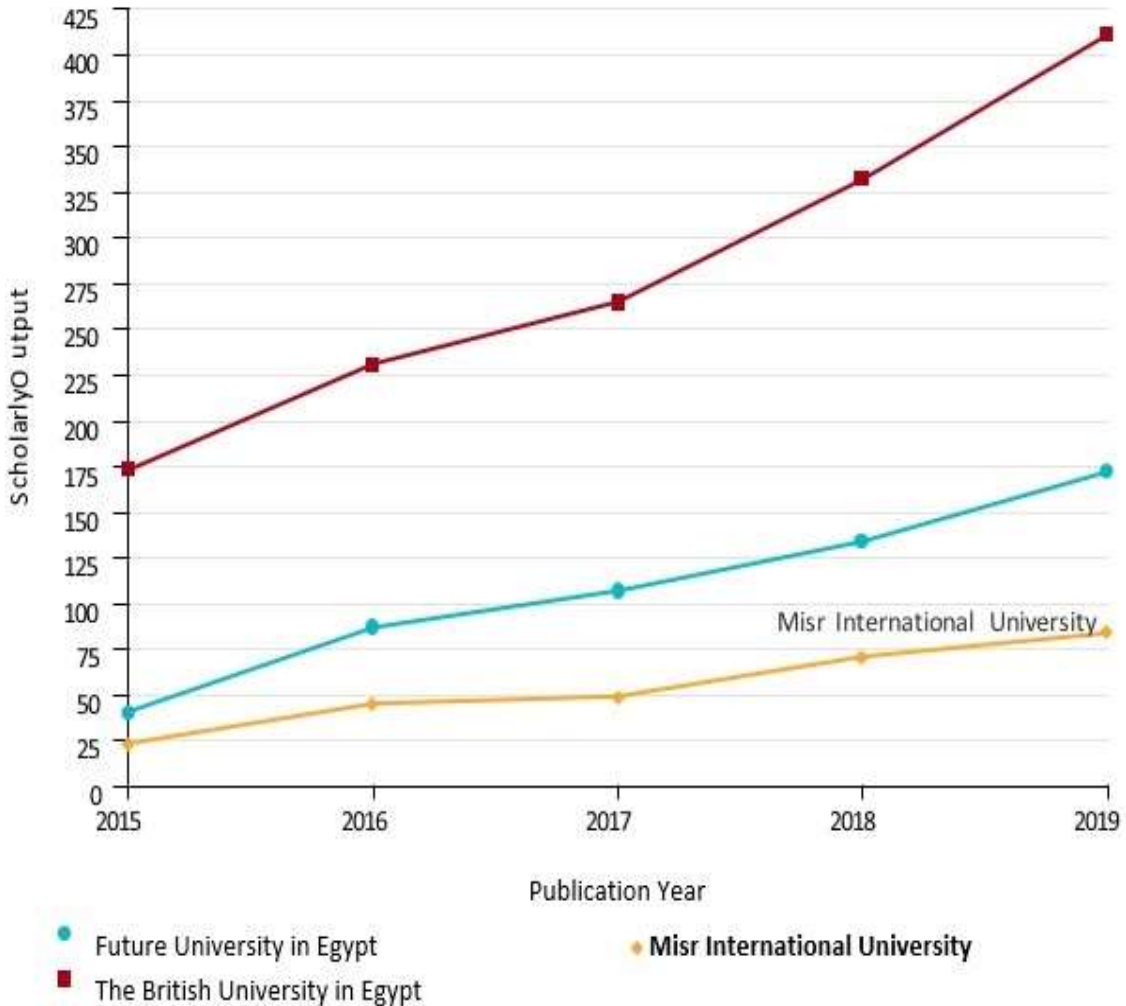
Publications by SDG

Entity: Misr International University - Year range: 2020 to 2024 - Data source: Scopus, up to 11 Oct 2023

SDG	Scholarly Output	Field-Weighted	
		Citation Impact	Citation Count
SDG 1: No Poverty	4	0.91	26
SDG 2: Zero Hunger	1	0.29	2
SDG 3: Good Health and Well-being	88	1.27	677
SDG 4: Quality Education	12	0.76	24
SDG 5: Gender Equality	5	0.05	2
SDG 6: Clean Water and Sanitation	3	3.45	35
SDG 7: Affordable and Clean Energy	7	4.93	141
SDG 8: Decent Work and Economic Growth	11	1.32	64
SDG 9: Industry, Innovation, and Infrastructure	12	0.31	10
SDG 10: Reduced Inequality	5	0.03	1
SDG 11: Sustainable Cities and Communities	12	1.26	87
SDG 12: Responsible Consumption and Production	3	1.22	11
SDG 13: Climate Action	4	1.97	60
SDG 14: Life Below Water	1	0.29	2
SDG 16: Peace, Justice, and Strong Institutions	5	1.53	40

Benchmarking the Publication Year and Scholarly Output

Year range: 2015 to 2019 - Data source: Scopus, up to 11 Oct 2023

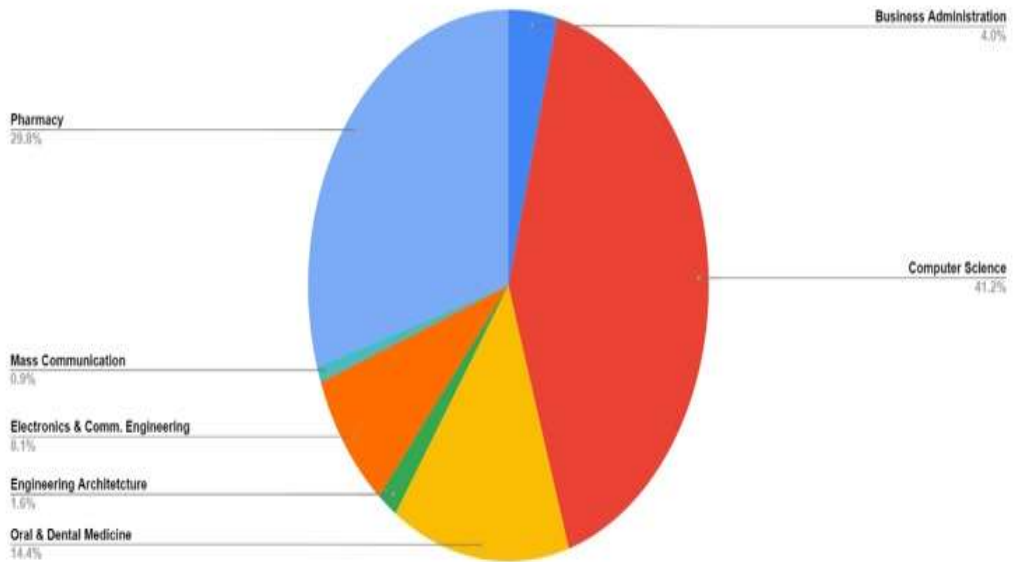


↓ y-axis: **Scholarly Output** ⚙️
 Types of publications included: all.
 Authorship type:

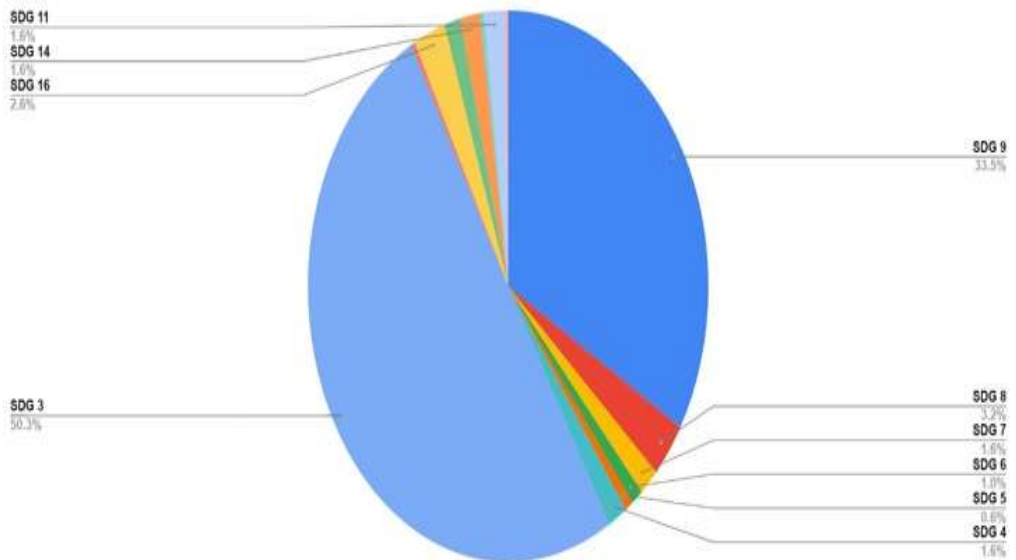
↑ x-axis: **Publication Year**

SDG-Related Research Activities across Different Disciplines

All SDGs by Major




MIU SDGs



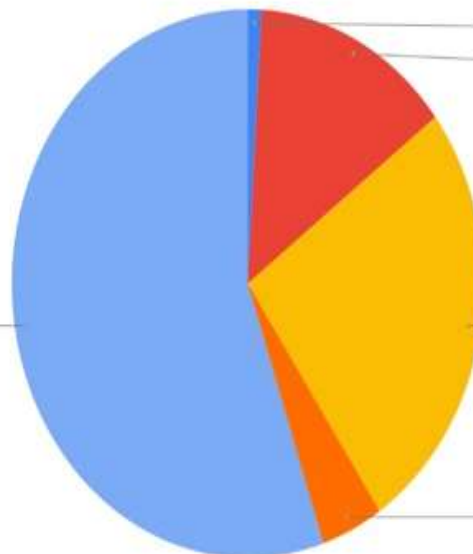
SDG-Related Research Activities across Different Disciplines (Cont.):

SDG 2



Pharmacy
100.0%

SDG 3



Pharmacy
55.2%

Business Administration
0.9%

Computer Science
13.7%

Oral & Dental Medicine
25.9%

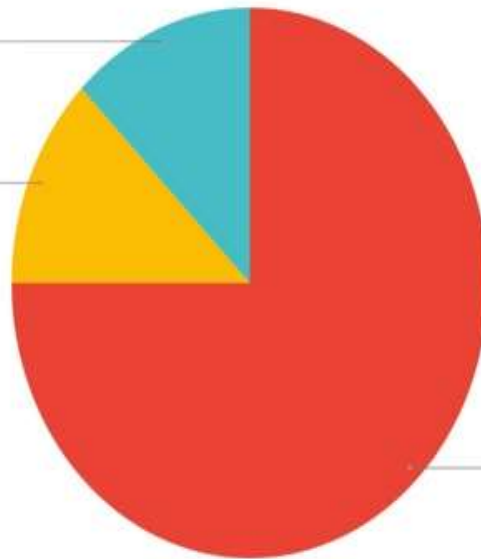
Electronics & Comm. Engineering
4.3%

SDG-Related Research Activities across Different Disciplines (Cont.):

SDG 4:


Mass Communication
12.5%

Oral & Dental Medicine
12.5%



Computer Science
75.0%

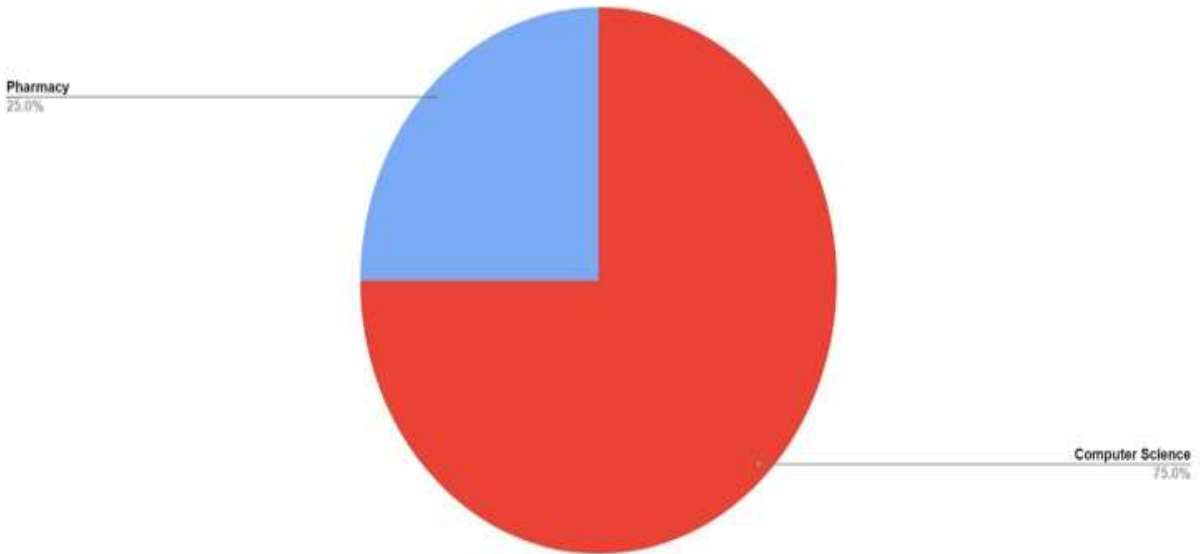
SDG 5:



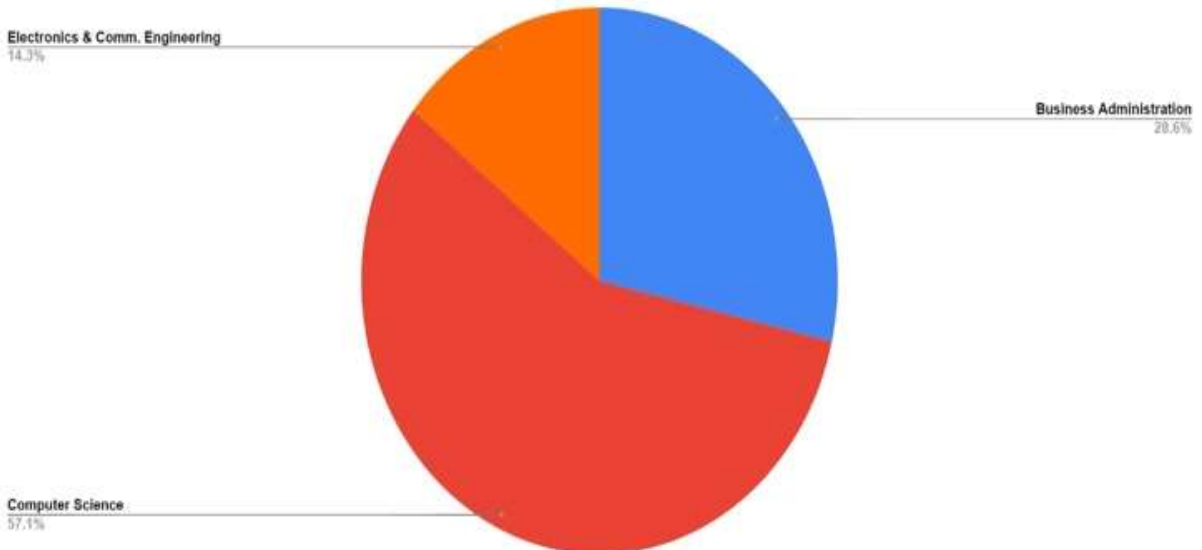
Computer Science
100.0%

SDG-Related Research Activities across Different Disciplines (Cont.):

SDG 6: Clean Water and Sanitation

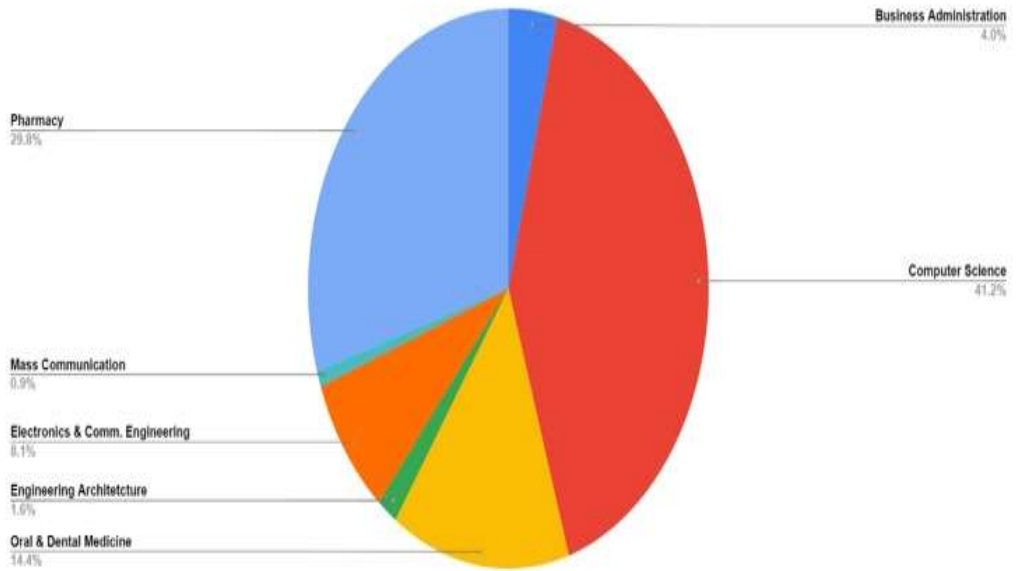


SDG 7: Affordable and Clean Energy

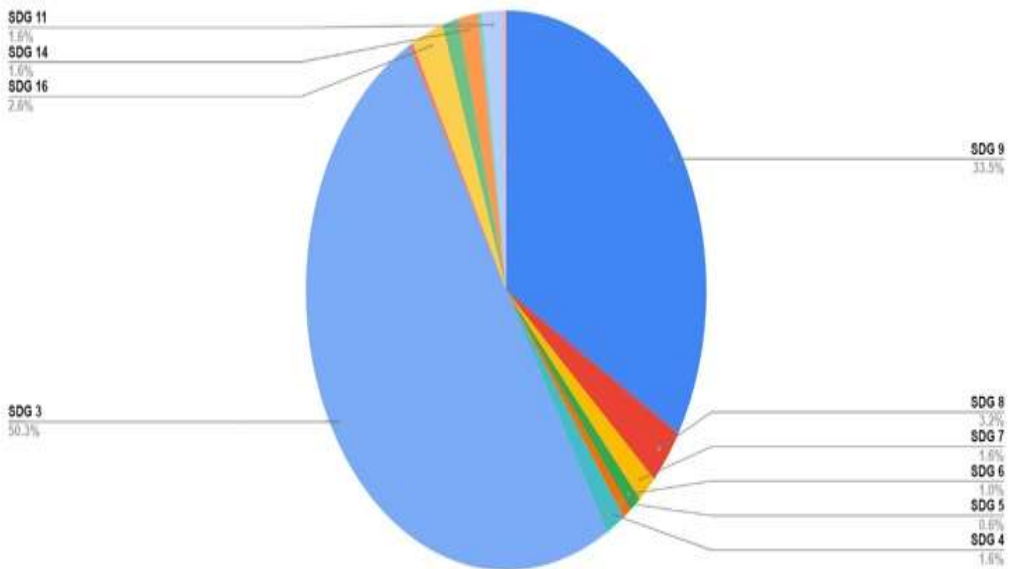


SDG-Related Research Activities across Different Disciplines (Cont.):

All SDGs by Major

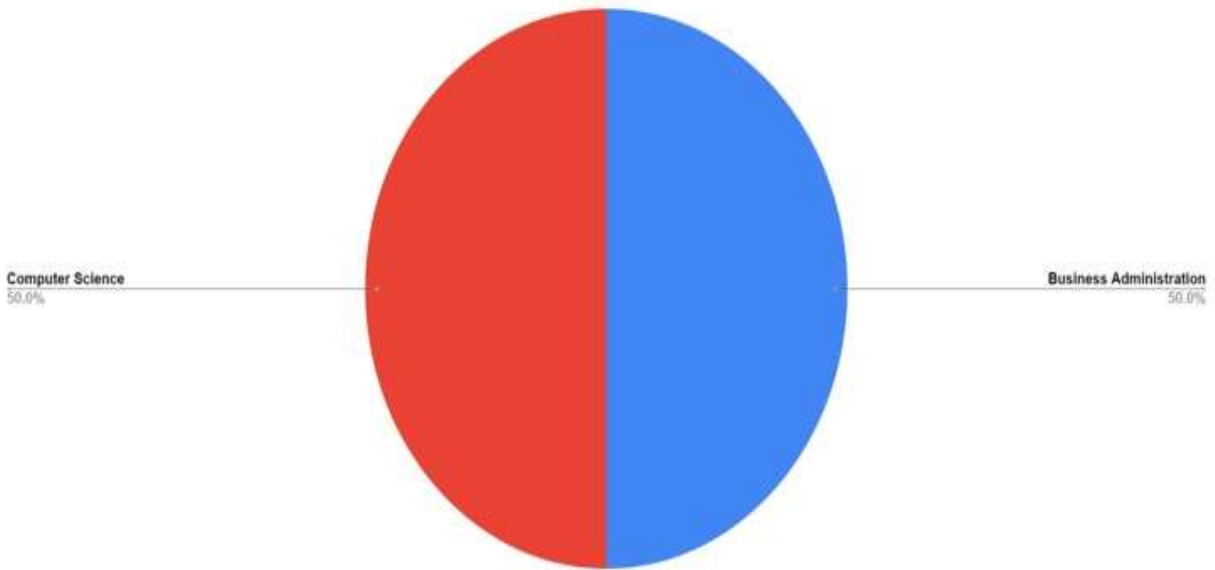


MIU SDGs

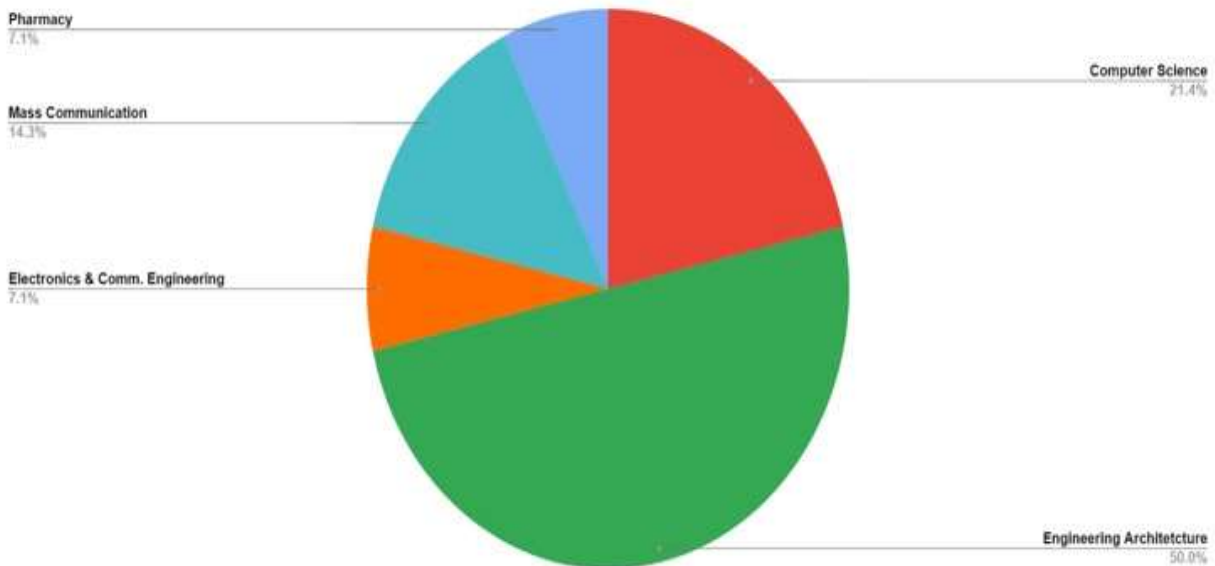


SDG-Related Research Activities across Different Disciplines (Cont.):

SDG 10 :




SDG 11:




SDG-Related Research Activities across Different Disciplines (Cont.):

SDG 13: Climate Action.



Computer Science
100.0%


SDG 14: Life Below Water



Computer Science
100.0%

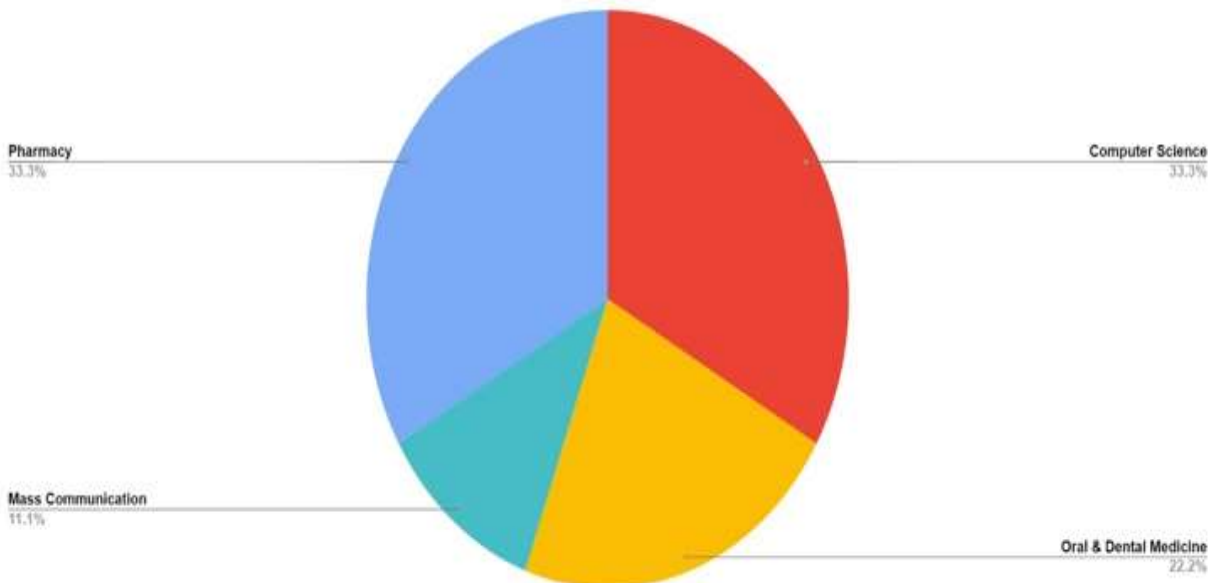
SDG-Related Research Activities across Different Disciplines (Cont.):

SDG 15: Life on Land



Computer Science
100.0%

SDG 16: Peace and Justice Strong Institutions.



Pharmacy
33.3%

Computer Science
33.3%

Mass Communication
11.1%

Oral & Dental Medicine
22.2%

2. Stewardship:

#	SDGs	Activity	Date	Target Group	URL
1.	17.4.1 	The Impact Ranking Seminar	10/11/2021	Faculty Members	https://cutt.us/J5Qq8
2.	3.3.5 	Mental Health During and after COVID 19 Seminar	10/11/2021	Faculty of Al-Alsun and MCM	https://cutt.us/brhnX
3.	1.4.1 	Christmas Bazar	21/12/2021	Local Businesses	https://cutt.us/yW8OT
4.	17.2.4 	The Role of Architects in Designing Spaces Designated for Women in Mosques Seminar	21/12/2021	Architecture Students	https://cutt.us/Olq4z
5.	10.6.8 	Honoring Athletes of Determination	11/1/2022	Egyptian Champions with Special Needs	https://cutt.us/GiLbv
6.	3.3.1 	Egyptian Ambulance Authority Training	11/1/2022	University Students	https://cutt.us/QIxLW
7.	3.3.1 	Blood Donation Campaign	11-12/1/2022	University Students and Employees	https://cutt.us/aBISG



2. Stewardship (Cont.):

#	SDGs	Activity	Date	Target Group	URL
8.		Effective Teaching and Learning Strategies	6-7/2/2022	Staff Members	https://cutt.us/wORTD
9.		Awareness Lecture on Art Therapy	6/3/2022	University Students	https://cutt.us/Sbb3H
10.		World Oral Health Day	20/3/2022	University Students	https://cutt.us/ZNJlv
11.		Optical Fiber Workshop by WE	17/3/2022	Electronics and Communication Senior Students	https://cutt.us/LHbUM
12.		The Future App Industry Session	21/3/2022	Computer Science Students	https://cutt.us/wmpi2
13.		Productive Families Invitation	28/3/2022	Productive Families	https://cutt.us/xZJUg
14.		MIU Employees Iftar Ramadan	11/4/2022	MIU Employees	https://cutt.us/6oHRC



2. Stewardship (Cont.):

#	SDGs	Activity	Date	Target Group	URL
15.	 3.3.5	Cyber Blackmail Seminar	23/5/2022	Faculty of Al-Alsun and MCM	https://cutt.us/Hy1eH
16.	 4.3.2	MIU Open Day for School Students	27/5/2022	School Students	https://cutt.us/WvsJJ
17.	 4.3.2	MIU Open Day for Potential Applicants and their Parents	27/5/2022	Potential Applicants and Parents	https://cutt.us/EW2sx
18.	 17.2.5	Career Counseling Session	7/6/2022	Pharmacy Students	https://cutt.us/kbwNw
19.	 17.2.5	Construction Technology and Inspiration from Nature	3/7/2022	Architecture Students	https://cutt.us/TMIEP
20.	 16.2.6	Writing for Publication Workshop	9/8/2022	Faculty of Al-Alsun and MCM	https://cutt.us/AejFh
21.	 3.3.1	International Accreditation Awareness Session	9/8/2022	Pharmacy Faculty Members	https://cutt.us/eI1xl
22.	 10.6.6	Training Session for First Aid Skills	5/9/2022	The Youth of St. Mark's Church	https://cutt.us/9VTKa






2. Stewardship (Cont.):

#	SDGs	Activity	Date	Target Group	URL
23.	3.3.1 	Symposium on Breast Cancer Awareness	October 2022	University Students	https://cutt.us/bFLxY
24.	17.2.5 17.4.1 	Publish Your Research Open Access	12/10/2022	Faculty Members	https://cutt.us/InNRZ
25.	13.3.1 	Climate Change in Cities Awareness lecture	26/10/2022	Architecture Students	https://cutt.us/TaqrR
26.	1.4.1 	MIU Annual Bazar	31/10/2022 – 2/11/2022	Small Local Businesses	https://cutt.us/icqHl
27.	17.2.5 	New Generation Internship Orientation	13/12/2022	AI-Alsun Students	https://cutt.us/mxeYT
28.	17.2.5 	Trip to ASSET Technology Group	26/10/2022	Computer Science Sophomores	https://cutt.us/iG898
29.	17.2.5 	Scientific Seminar Series	16/11/2022	Architecture Students	https://cutt.us/q7TgM
30.	12.2.5 	Awareness Session on Recycling Plastic and Reuse as Building Material	23/11/2022	Architecture Students	https://cutt.us/7diSn



2. Stewardship (Cont.):

#	SDGs	Activity	Date	Target Group	URL
31.	 17.2.5	Analyzing Global Websites and Comparing them to Egypt	30/11/2022	Architecture Students	https://cutt.us/kQ2CH
32.	 17.2.5	Awareness of Extensions of the Built Environment and its Context in the Design Process	30/11/2022	Architecture Students	https://cutt.us/2K0dg
33.	 11.2.5	Honoring Talented University Students	19/12/2022	Talented University Students	https://cutt.us/LqgpS



MIU Dental Clinics Complex: Free Services for All September 2021 - December 2022

The Dental Clinics Complex (DCC) at the Faculty of Oral and Dental Medicine – Misr International University (MIU) provides all dental services for free regardless of patients' gender, socio-economic status, color, race, religion, or nationality. Services include medical examination, checking blood pressure, blood glucose level as well as referral for medical specialists when necessary. DCC applies all measures of prevention and control of infection according to the guidelines of the American Dental Association (ADA) and Centers for Disease Control and Prevention (CDC). Since the announcement of COVID-19 pandemic; the DCC applied all preventive measures recommended by the World Health Organization (WHO) and other international health organizations.

This report highlights the services provided for different categories of patients through the period September 2021 to December 2022.

1. Distribution of patients according to geographical location, frequency of visits and poverty rates:

The university is settled in Qalyubia governorate; however, it serves patients from all Egyptian governorates. From September 2021 to December 2022, DCC served (20209) new patients and (88435) recurring patients as well as (23) patients from MIU staff. Those patients belong to Qalyubia, Cairo, Giza, Sharqia and Dakahlia governorates. The Central Agency for Public Mobilization and Statistics (CAPMAS) in 2018 reported the poverty rates in these governorates to be 20.1, 31.1, 34, 24.3 and 15.2%, respectively. Patients from Cairo, Qalyubia and Sharqia represented the largest number of patients with high frequency of visits which reflects the university's role in providing free health services to community sectors with high poverty rates (Figure 1).



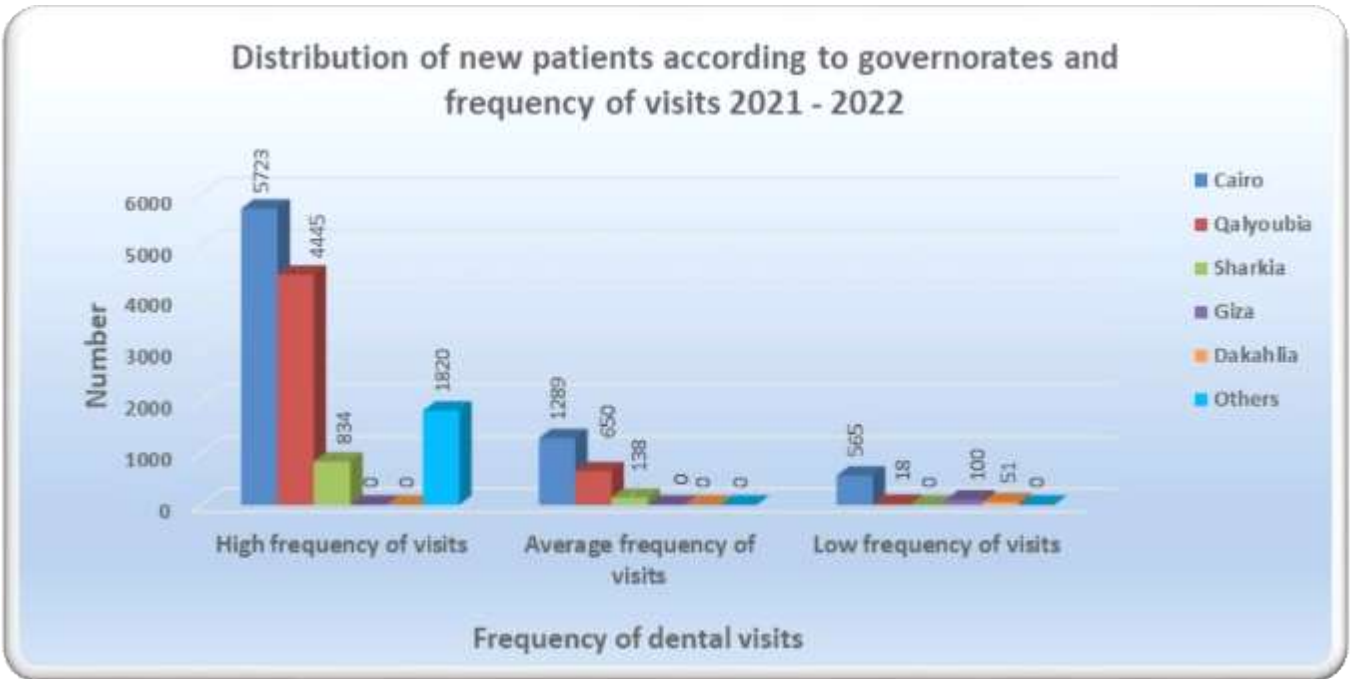


Figure 1. Patients' distribution according to geographical locations and frequency of visits from September 2021 to December 2022

2. Non-Egyptian patients including refugees:

The DCC offers its services to all nationalities without discrimination. However, during this reported period, none of the patients was non-Egyptian.

3. Patients' distribution according to gender:

The DCC serves patients from both genders without discrimination. The distribution is presented in (Figure 2) and the male: female ratio was 1: 1.22.



Figure 2. Patients' distribution according to gender from September 2021 to December 2022

4. Patients' distribution according to age categories:

The DCC serves pediatric as well as adult patients' dental treatment. Distribution of patients according to age categories is presented in (Figure 3).

Distribution of Patients Attending Dental Clinic Complex According to Age Group (September 2021-December 2022)

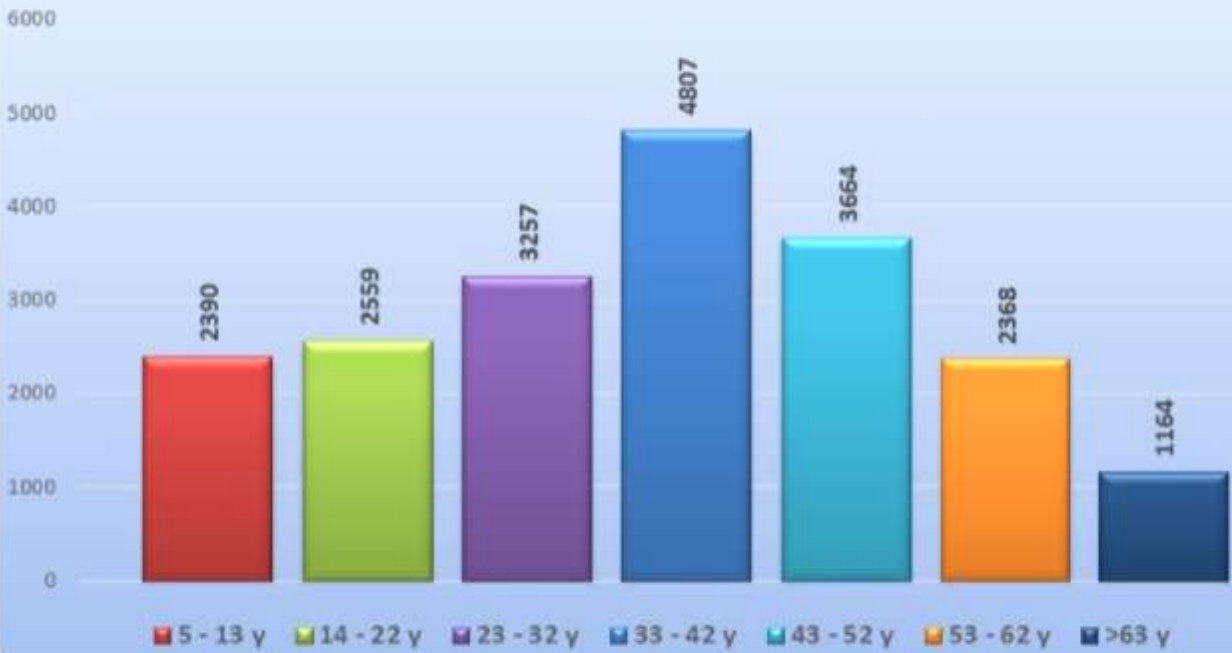


Figure 3. Patients' distribution according to age from September 2021 to December 2022



5. Serving medically compromised patients:

The DCC applies Access to Care policy which guarantees that every new patient must have medical examination in the first visit. Recurring patients are checked regularly, and medical examination results are documented in the patients' medical records. Medical examination is carried out by professional medical teams and there is a Code Blue team for dealing with any emergencies. Medical conditions of new patients from September 2021 to December 2022 are presented in (Figure 4). It is worth noting that hypertension was the most common medical condition.

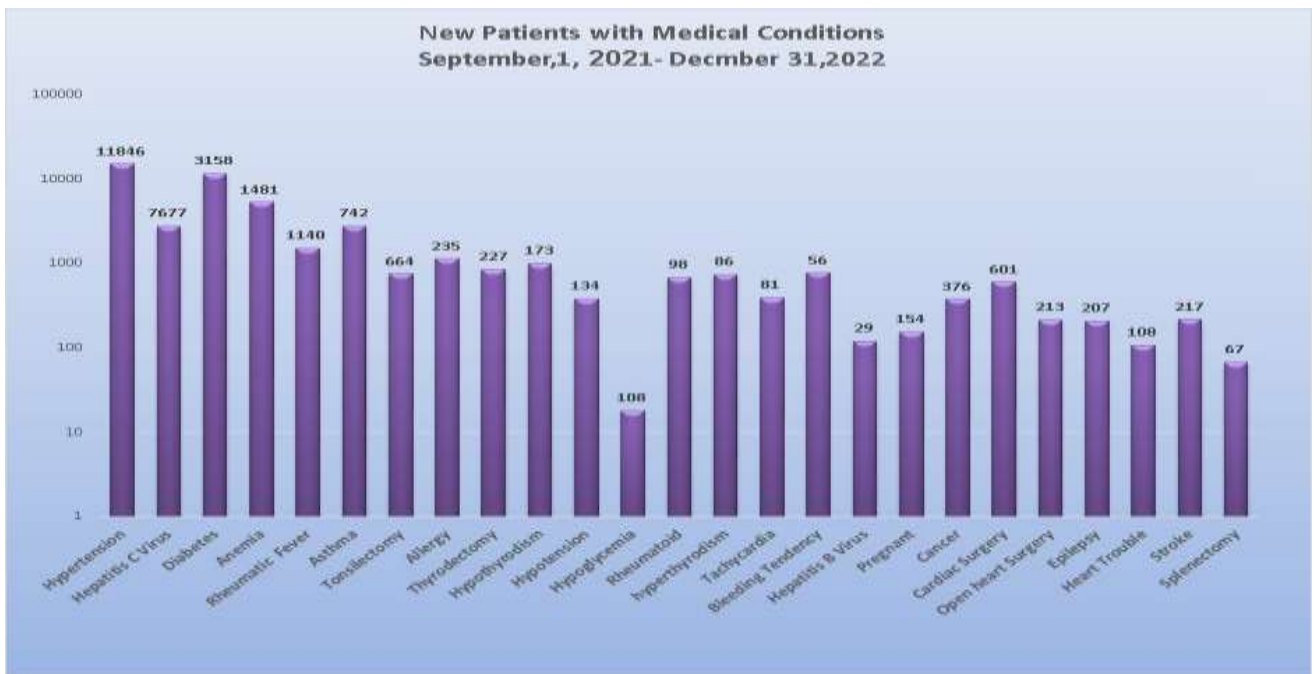









Figure 4. Patients' medical condition from September 2021 to December 2022

3.Outreach:

#	SDGs	Activity	Date	Target Group	URL
1.	3.3.2 3.3.1 	Cardiac Ultrasound Unit	5/10/2021	Abassey Chest Hospital	https://cutt.us/0XMT1
2.	3.3.2 	First Aid Training Course	10/10/2021 - 12/10/2021	English School Students	https://cutt.us/YMoTz
3.	11.2.5 	"The Room" Show	1/11/2021	Hosapeare Theater Audience	https://cutt.us/XFi4b
4.	1.4.3 3.3.2  	Bullying Prevention Workshop	4-11/11/2021	Fatma Al-zahraa Orphanage	https://cutt.us/UTT7p
5.	1.4.1 	Visit to Fatma Al-Zhraa Orphanage	11/11/2021	Senior Highschool and Technical School Students	https://cutt.us/sk8hd
6.	10.6.8 	Visits to "Right to live" Association for Supporting People with Special Health Care Needs	14/12/2021 28/12/2021	"Right to live" Headquarters	https://cutt.us/zxTHN



3.0 outreach (Cont.):

#	SDGs	Activity	Date	Target Group	URL
7.		Mahamed Mahmoud Khalil Art Museum Field Trip	7/12/2021	Al-Alsun Students	https://cutt.us/34wiE
8.		ASCC Blanket Event	24/12/2021	People of Salem Gad Village in Fayoum	https://cutt.us/h0Ld7
9.		Alhayaa Elderly Home Visit A	28/12/2022	Alhayaa Elderly Home Residents	https://cutt.us/wnrGt
10.		DIMAS "A Call for Good" Campaign	9/1/2022 - 13/1/2022	Underprivileged People in Khanka City	https://cutt.us/C2pS5
11.		Symposium in El Salam City	13/1/2022	Medical Staff in El-Salam District	https://cutt.us/7FXnr
12.		Visiting El Ferdos Orphanage for Disabled Children	11/1/2022	Dar El Ferdos Orphanage for Disabled Children	https://cutt.us/0bsWS



3.0 outreach (Cont.):

#	SDGs	Activity	Date	Target Group	URL
13.	 1.4.3  3.3.2	Liqa Al-Hibba Orphanage Visit	18/1/2022	Orphanage Residents and Employees	https://cutt.us/ZGNmY
14.	 1.4.3  3.3.2	Alsafa Elderly Home Care Visit	25/1/2022	Employees and Elderly Residents	https://cutt.us/h34ox
15.	 1.4.3	Visit to Al- Hayah Elderly Home	4/1/2022	Al- Hayah Elderly Home Residents and Employees	https://cutt.us/twqDO
16.	 1.4.3  11.2.3	Egyptian Museum Trip	14/2/2022	Children of Social Institutions	https://cutt.us/iYsSQ
17.	 11.2.4	IHEPC in Wonderland	17/2/2022	Children of Al Amal Orphanage	https://cutt.us/hxokZ
18.	 3.3.2	Beautification of Buildings to Improve Psychological State	27/2/2022	EI Oruba Street Buildings	https://cutt.us/4MaOm



3.0 outreach (Cont.):

#	SDGs	Activity	Date	Target Group	URL
19.	1.4.3 	ASCC-Ceilings	11/3/2022	Salem Gad Village	https://cutt.us/bkhmt
20.	1.3.4 3.3.2  	Wanas Elderly Home Visit	22/3/2022	Employees and Residents	https://cutt.us/QUOqr
21.	1.4.3 3.3.2  	Visit to Fouad Habib Elderly Home	22/3/2022	Employees and Elderly Residents	https://cutt.us/lawk8
22.	3.3.2  1.4.3 	Al Salam Awareness Symposium	29/3/2022	Al Salam District Workers	https://cutt.us/ID4J
23.	1.4.3 	Alhamd Orphanage Visit	29/3/2022	Caregivers, Employees and Residents	https://cutt.us/cmvaC
24.	1.4.3 	Distribution of Ramadan Food Bags by Pharmacy Students	1/4/2022	People of Salem Gad Village	https://cutt.us/8YAaV





3.0 utreach (Cont.):

#	SDGs	Activity	Date	Target Group	URL
25.	 1.4.1	Supporting Beni Suef Fever Hospital	12/4/2022	Beni Suef Fever Hospital	https://cutt.us/tsuAt
26.	 11.2.4	Celebrating the Orphan Day	15/4/2022	Multiple Orphanages	https://cutt.us/ZJDMF
27.	 10.6.7 10.6.8	MIU 3rd Ramadan Championship for The Disabled	18/4/2022	Table Tennis Champions with Disabilities	https://cutt.us/WQ8Sh
28.	 1.4.3	University Convoy to Support the Residents of Salem Gad Village	19/5/2022	Residents of Salem Gad Village	https://cutt.us/VYhIO
29.	 3.3.1	Artistic Celebration at Childrens Cancer Hospital	25/5/2022	Childrens Cancer Hospital	https://cutt.us/erPM6
30.	 1.4.3	Support to the People of Al-Saf Area Shubra	30/5/2022	People of Al-Saf Area	https://cutt.us/ofxNS




3.0 utreach (Cont.):

#	SDGs	Activity	Date	Target Group	URL
31.		Restoration and Reuse in Archeological Area of The Arms Market	2/6/2022	Architecture Students	https://cutt.us/DTHwi
32.		Workshops at Al Salam Childrens Library	25/7/2022 26/7/2022	Al Salam Children	https://cutt.us/KzniB
33.		Comprehensive Development Convoy	20/7/2022	Youssef El Sedik Center	https://cutt.us/M8Pvr
34.		Breast Cancer Awareness Session	13/10/2022	Medical Staff in Al Salam District	https://cutt.us/0qzJK
35.		Thebes Integrated International School Mental Health Awareness Session	24/10/2022	School Students	https://cutt.us/OBmrz
36.		Supporting Al-Salam Health Department During Pollio Booster Campaign	9/10/2022 - 13/10/2022	Nurses of Abassia Chest Hospital Nursing School	https://cutt.us/vHF8u










3.0 outreach (Cont.):

#	SDGs	Activity	Date	Target Group	URL
37.		Entrepreneurship Competition for Charitable Organizations	31/10/2022	Charitable Organizations	https://cutt.us/L8TZ7
38.		Al-Alsun Students field Training	Fall 2022	Al-Alsun Students	https://cutt.us/irIiK
39.		Visit to "Friends of Bright Tomorrow" Association for Special Needs	15/11/2022	"Friends of Bright Tomorrow" Association	https://cutt.us/NqJeW
40.		DIMAS Club Orphan Trip	19/11/2022	Cerebral Palsy Patients at Noor Al-Hayat Oasis Association	https://cutt.us/1sSSw
41.		Work Ready Graduates	9/11/2022	Al Alsun Students	https://cutt.us/8NaQD
42.		Visit to "Friends of Bright Tomorrow" Special Needs School	6/12/2022	"Friends of Bright Tomorrow" Special Needs School	https://cutt.us/e7ZNI



4. Teaching:

#	SDGs	Activity	Date	Target Group	URL
1.	 4.3.3	International Implantology Program	2021/2023	Postgraduate Students of Faculty of Dentistry	https://cutt.us/8R7nC
2.	 17.2.5	Internship Program with MENA	Fall 2021	Al-Alsun Students	https://cutt.us/UUot4
3.	 17.2.5	Academic Partnership Between MIU and BioNat	23/9/2021	Pharmacy Students	https://cutt.us/CnRbO
4.	 1.3.1	Scholarships 2021-2022	2/10/2021	Students of STEM System	https://cutt.us/qcckL
5.	 12.2.3	Workshop on Management of Biological and Chemical Wastes Disposal	8/11/2021 15/11/2021	Lab Technicians of Faculties of Pharmacy and Dentistry	https://cutt.us/oso49
6.	 3.3.1	Med Safety Week	1/11/2021 – 8/11/2021	Representatives of Health Care Profession	https://cutt.us/JdOHE
7.	 16.2.6	Workshop on Research Integrity	9/11/2021	Faculty of Al-Alsun and Mass communication	https://cutt.us/6ryUE



4. Teaching (Cont.):

#	SDGs	Activity	Date	Target Group	URL
8.	4.3.3 	Multimedia Master Class Workshop	6/11/2021	The Faculty of Al Alsun and Mass Communication Alumni	https://cutt.us/S7SAw
9.	4.3.4 	ELS and Al-Alsun Students	12-16/12/2021	Al Alsun Students	https://cutt.us/jgM5u
10.	16.3.3 	Introductory Seminar on IDSC	13/1/2022	Researchers, Decision Makers, and Business Owners	https://cutt.us/vEO96
11.	3.3.1 	Analytical Electrochemistry Workshop	9/2/2022	Pharmacy Students	https://cutt.us/ljV8e
12.	3.3.1 	Training at U Pharma	5-17/2/2022	Pharmacy Students	https://cutt.us/zrDjQ
13.	10.6.8 	Cantas-Egypt Training Program for MIU Al-Alsun Students	20/2/2022	Faculty of Al-Alsun Students	https://cutt.us/B6LxU



4. Teaching (Cont.):

#	SDGs	Activity	Date	Target Group	URL
14.	3.3.1 	AIPC 2022 MIU Partnership	19-20/3/2022	Pharmacy Students	https://cutt.us/uAWai
15.	4.3.4 	New Generation School Training	27-29/3/2022	Al-Alsun Students	https://cutt.us/9eIC6
16.	3.3.2 	Al Salam Awareness Symposium	29/3/2022	Workers of Al Salam Medical District	https://cutt.us/JIEVi
17.	4.3.4  16.6.2 	GMU Seminar	12/4/2022	Faculty Members, Students and Pharmaceutical Science Members	https://cutt.us/LNvx0
18.	4.3.2 	CSC 2 nd International Conference	8-9/5/2022	Researchers and Practitioners	https://cutt.us/91y5q
19.	4.3.2 	2nd International Conference on Digital Humanities	14-15/5/2022	Researchers, Academics, and Practitioners in Humanities	https://cutt.us/mdsJ3
20.	4.3.2 	Navigating to the Future Annual Conference	7/8/2022	Faculty of Pharmacy	https://cutt.us/6Z7Jx



4. Teaching (Cont.):

#	SDGs	Activity	Date	Target Group	URL
21.	16.2.6 	Writing for Publication Workshop	9/8/2022	Faculty of Al-Alsun and Mass Communication	https://cutt.us/RtwbS
22.	3.3.5 	The Shadow of Awareness	13/9/2022	University Students	https://cutt.us/QJadW
23.	17.2.5 17.4.1 	Publish Your Research Open Access	12/10/2022	MIU Employees	https://cutt.us/FkCxO
24.	17.2.4 4.3.2  	Volunteer in Local Conference of Youth	9/11/2022	Pharmacy Students	https://cutt.us/vWPmV
25.	17.2.5 	Pharmacy Preceptorship Day	14/11/2022	Pharmacy Students	https://cutt.us/QPv6P
26.	3.3.1 	27th DUPHAT Conference and Exhibition	20-22/2/2022	Pharmacy Students	https://cutt.us/jSCxU



Summary

Generally, there is improvement in MIU total score and rank. It was placed within the band of 801-1000 according to Times Higher Education rankings. MIU achieved a total score of 57.9 out of 100 in THE Rankings for 2019/2020. This score increased to 58.9 in 2020/2021, reflecting an improvement of 1.7%.

In the 2019/2020 rankings, the university held the position of 601-800 among 1406 universities. In the 2020/2021 rankings, MIU secured a position of 801-1000 out of 1591 universities. This is not to be taken as an indication of a decline in the contributions of MIU towards the SDGs, but rather is due to the increased number of universities participating in the ranking.

Amidst the ever-changing scene of global education, MIU continues its progress and journey to excellence. The university's dedicated efforts are reflected in the enhancement of its total score and rank, according to the Times Higher Education rankings. It secured a commendable position within the band of 801-1000. In the 2019/2020 rankings, MIU attained a total score of 57.9 out of 100, marking a noteworthy ascent to 58.9 in 2020/2021—an improvement of 1.7%.

Summary (Cont.)

The university actively tackled 11 goals within THE Impact Ranking, and an analysis of the scores revealed significant improvements in SDG3, SDG 5, SDG 6, SDG 8, SDG 10, SDG 11, and SDG 16. Conversely, there was a decline in scores for SDG 1, SDG 4, SDG 12, and SDG 17.

Notably, the university held the position of 601-800 among 1406 universities in the 2019/2020 rankings, which evolved to 801-1000 out of 1591 universities in the subsequent year. It is important to highlight that this change of rank is not indicative of a decline in MIU's contributions to the UN SDGs but rather reflects the increased participation of universities in the ranking, affirming MIU's position among a growing academic landscape.

What follows is a summary of the efforts exerted by MIU within the four pillars- the framework adopted by Times Higher Education.

It has been noticed that the scholarly community at MIU focuses on publishing in national journals. The high costs of international publishing, particularly in light of Egypt's economic hardships could be among the main factor limiting the international contributions of the university staff. To encourage more international participation, further financial incentives are needed. Moreover, recognizing their pivotal role in raising health awareness, MIU researchers have paid considerable attention to conduct studies on COVID-19.

Summary (Cont.)

Notable attention has also been directed towards research in computer science, dentistry, and pharmacy. The majority of scholarly output addresses SDG 3 (Good Health and Well Being).

As for Stewardship, a wide array of events was hosted by MIU within the timeframe outlined in this report. These events included academic seminars, ranking awareness sessions, ceremonies honoring athletes and talented students, and recreational events such as bazaars and Iftar gatherings for employees.

Regarding outreach, there is a significant increase in outreach programs. During the academic year 21-22, many visits have been organized to underprivileged communities and people with special needs facilities, orphanages, and houses of the elderly. The disappearance of the covid-19 pandemic has encouraged such events.

There has been a significant increase in outreach initiatives and programs. Throughout the academic year 2021-2022, numerous visits were arranged to underprivileged communities, facilities catering to people with special needs, orphans, and the elderly. The relief from the COVID-19 pandemic has spurred the organization of these events.

Summary (Cont.)

Numerous workshops and scientific gatherings have been organized in collaboration with esteemed institutions, fostering an environment of continuous improvement and innovation. Partnership agreements with industry hold paramount importance for MIU. They allow students to apply the knowledge they gain in the classroom in real-world settings and increase their employability upon graduation.

This summary reveals that MIU's commitment to excellence extends beyond its present achievements. The following section lists a number of recommendations and suggestions for improvement that the university aims to implement in order to consolidate its global rank and reputation.

Recommendations & Future Plans

Recognizing the significance of formulating a performance enhancement plan for continued success, MIU is keen on adopting innovative ideas aimed at strengthening its position as a global institution that contributes to building a sustainable future. Following is a number of recommendations and suggestions that can help the university achieve its mission as a community-concerned institution:

1. Make the best use of the university's website, and social media posts to highlight achievements, and share information/news about ranking.
2. Conduct workshops to educate the university's staff about the importance of rankings, and the role each member plays towards attaining a higher score.
3. Encourage collaborations with international institutions to enhance the university's global reputation.

Recommendations & Future Plans (Cont.)

4. Acknowledge and honor faculty's research contributions that positively influence rankings.
5. Create effective communication channels with stakeholders to gather insights on how to enhance ranking performance.

By implementing these suggestions, the university can foster a culture where the importance of rankings is actively embraced by its entire community.

In conclusion, this comprehensive ranking report sheds light on MIU's steadfast commitment to serving the community by contributing to solving the world's most pressing problems. The insights gained from this report serve as a roadmap for MIU's continuous pursuit of academic excellence and contribution to a sustainable world. By addressing areas for improvement, MIU not only strengthens its status as a leader in academia but also amplifies its contributions to the betterment of society.







19MIU (648)



www.miuegypt.edu.eg



Misr International University, KM 28 Cairo -
Ismailia Road Ahmed Orabi District)