



**IMPACT  
RANKING**

**2020  
2021**

# Table of Contents

Introduction .....	4-5
Results of Last Year Impact Ranking 2019-2020 .....	6-12
Evaluation of Impact Ranking of MIU 2017/2018, 2018/2019 and 2019/2020 .....	13-19
Assessment of Improvement in Different SDGs .....	20-31
Four Pillars of Excellence .....	32-33
Research .....	34-54
Stewardship .....	55-56
MIU Dental Clinics Complex: Free Services for AI .....	57-62
Outreach .....	63-65
Teaching .....	66-68
Summary.....	69-71
Recommendations and Future Plans .....	72-73

Misr International University (MIU) was ranked among the prestigious universities in the world in terms of academic performance and reputation, according to the Times Higher Education (THE) Impact Ranking.

For the third year in a row, MIU was placed in the band of 601-800. THE positions are determined according to the efforts that academic institutions exert to help achieve the United Nations Sustainable Development Goals (SDGs) across four key areas: research, stewardship, outreach, and education.

Thanks to the significant efforts exerted throughout the past year to serve the community and contribute to solving pressing global concerns, MIU was able to maintain its overall rank although the number of competing universities is higher this year (1406 compared to 1117 last year).

The university scored high in its contributions to SDG 12- “Responsible Consumption and Production” and SDG 6- “Clean Water and Sanitation”. It also achieved high ranks in SDG 1- “No Poverty, SDG 3 - “Good Health and Wellbeing”, SDG 5- “Gender Equality, SDG 11- “Sustainable Cities and Communities, SDG 16- “Peace, Justice and Strong Institutions’ and SDG 17- “Partnership for the Goals”.



# Introduction

Building global brand visibility was one of the main reasons why MIU submitted its data for the Times Higher Education World University Rankings two years ago. However, as we exert more and more effort to help achieve the United Nations Sustainable Development Goals (UNSDGs), it has become our conviction that serving the community is not a prerequisite to score high rank, but rather a commitment without which academic institutions lose their significance.

Therefore, we now realize, more than any other time, our responsibility to contribute to achieving the UN SDGs by providing the next generation not only with the knowledge and skills they need to excel in the job market,



but also, with awareness to address sustainable development agenda. Thus, we have embedded sustainability into the university decision-making process, strategies, curricula, and activities.

During the past year and a half, the University supported various academic and community-oriented activities that covered 11 SDGs, namely SDG1, SDG3, SDG4, SDG5, SDG6, SDG8, SDG10, SDG11, SDG12, SDG16, and SDG 17.

MIU pledges to continue its relentless effort to provide quality education on par with international standards, preparing global citizens equipped with the knowledge and skills required to address community needs.



## Results of 2019-2020 Impact Ranking

OVERALL SCORE

**57.9** out of 100

OVERALL RANK

**601 – 800** out of 1406 institutions

SDG PARTICIPATED

**11** out of 17 Sustainable Development Goals

**1** 

**NO POVERTY**

SCORE **45.4** RANK **401-600** out of **769** institutions

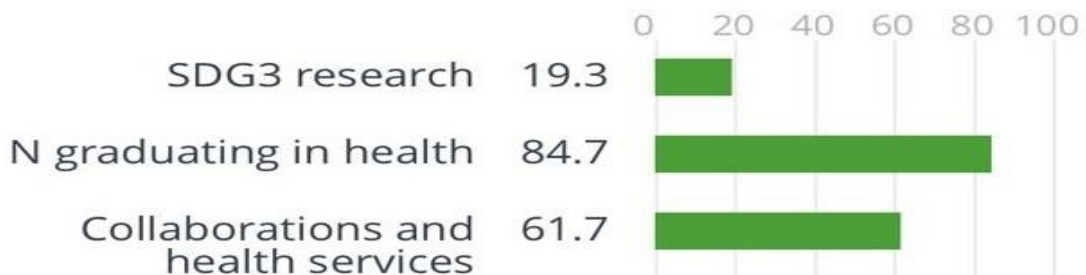


**3** 

**GOOD HEALTH AND WELLBEING**

**QUALIFYING SDG - 26% OF OVERALL**

SCORE **58.2** RANK **401-600** out of **1101** institutions



## 4

### QUALITY EDUCATION

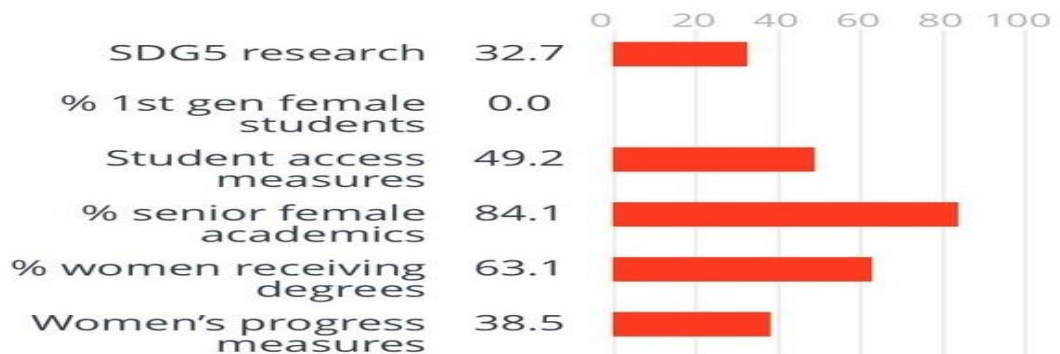
SCORE **46.2** RANK **601-800** out of **1180** institutions



## 5

### GENDER EQUALITY

SCORE **42.5** RANK **401-600** out of **938** institutions





6 

### CLEAN WATER AND SANITATION


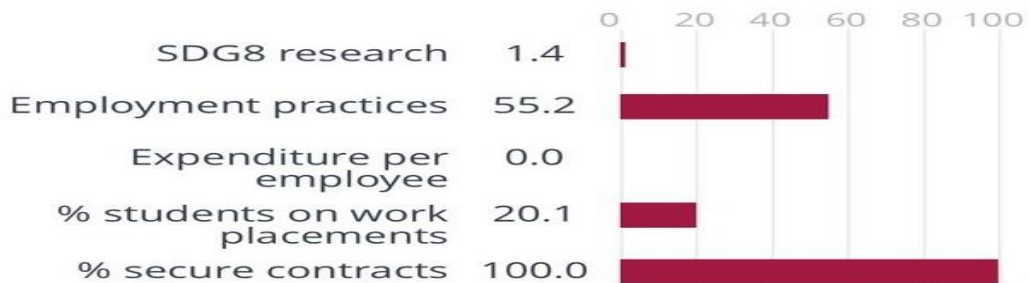
SCORE **46.3** RANK **301-400** out of **634** institutions



8 

### DECENT WORK AND ECONOMIC GROWTH

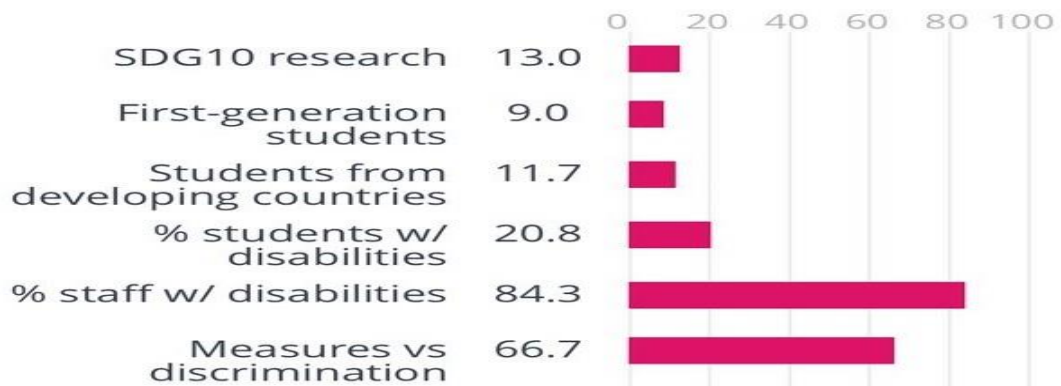
SCORE **34.0** RANK **601-800** out of **849** institutions



## 10

### REDUCED INEQUALITIES

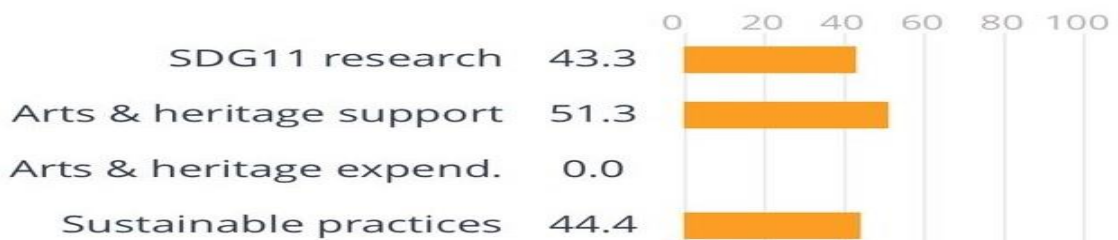
SCORE **31.5** RANK **601+** out of **796** institutions



## 11

### SUSTAINABLE CITIES AND COMMUNITIES

SCORE **38.9** RANK **401-600** out of **783** institutions

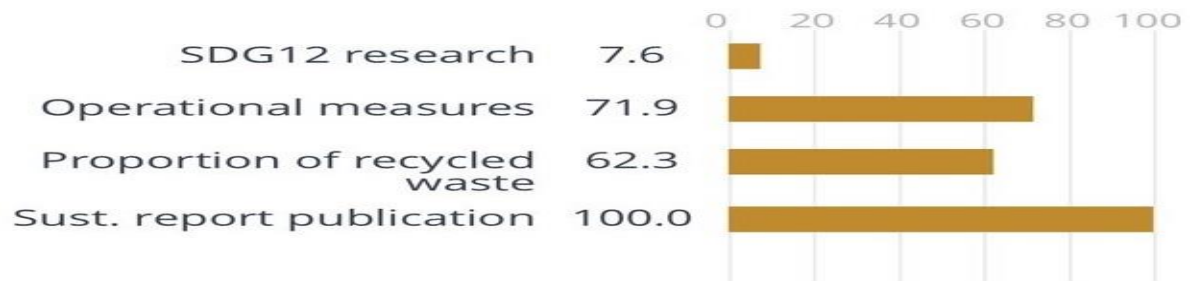


## 12 ♻️

### RESPONSIBLE CONSUMPTION AND PRODUCTION

QUALIFYING SDG - 26% OF OVERALL

SCORE **57.4** RANK **201-300** out of **604** institutions

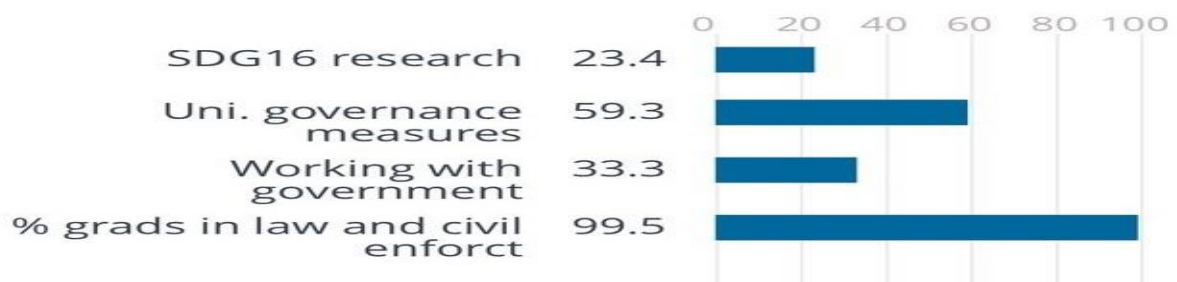


## 16 🕊️

### PEACE, JUSTICE AND STRONG INSTITUTIONS

QUALIFYING SDG - 26% OF OVERALL

SCORE **52.9** RANK **401-600** out of **809** institutions

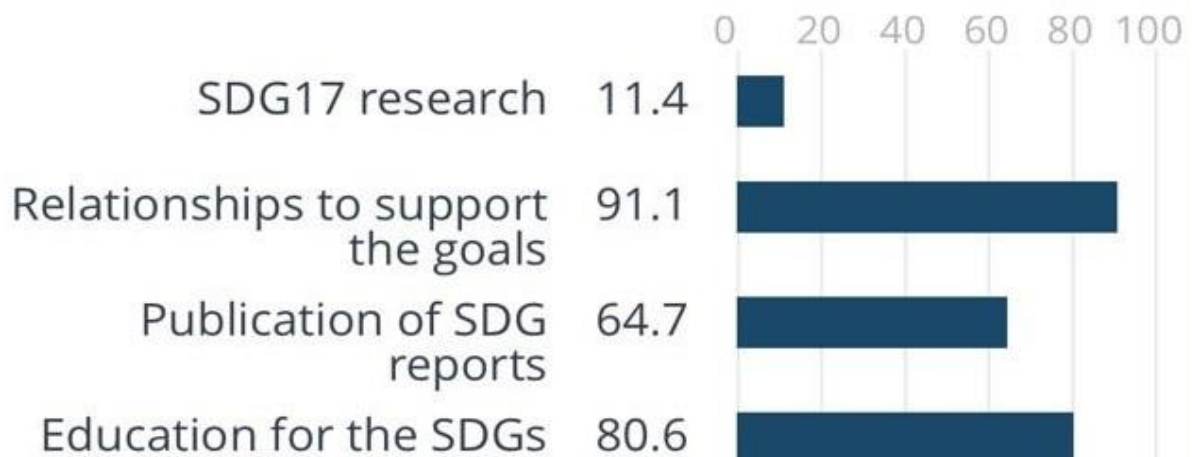


# 17

## PARTNERSHIP FOR THE GOALS

MANDATORY QUALIFYING SDG - 22% OF OVERALL

SCORE RANK  
**59.5** **401-600** out of **1438** institutions

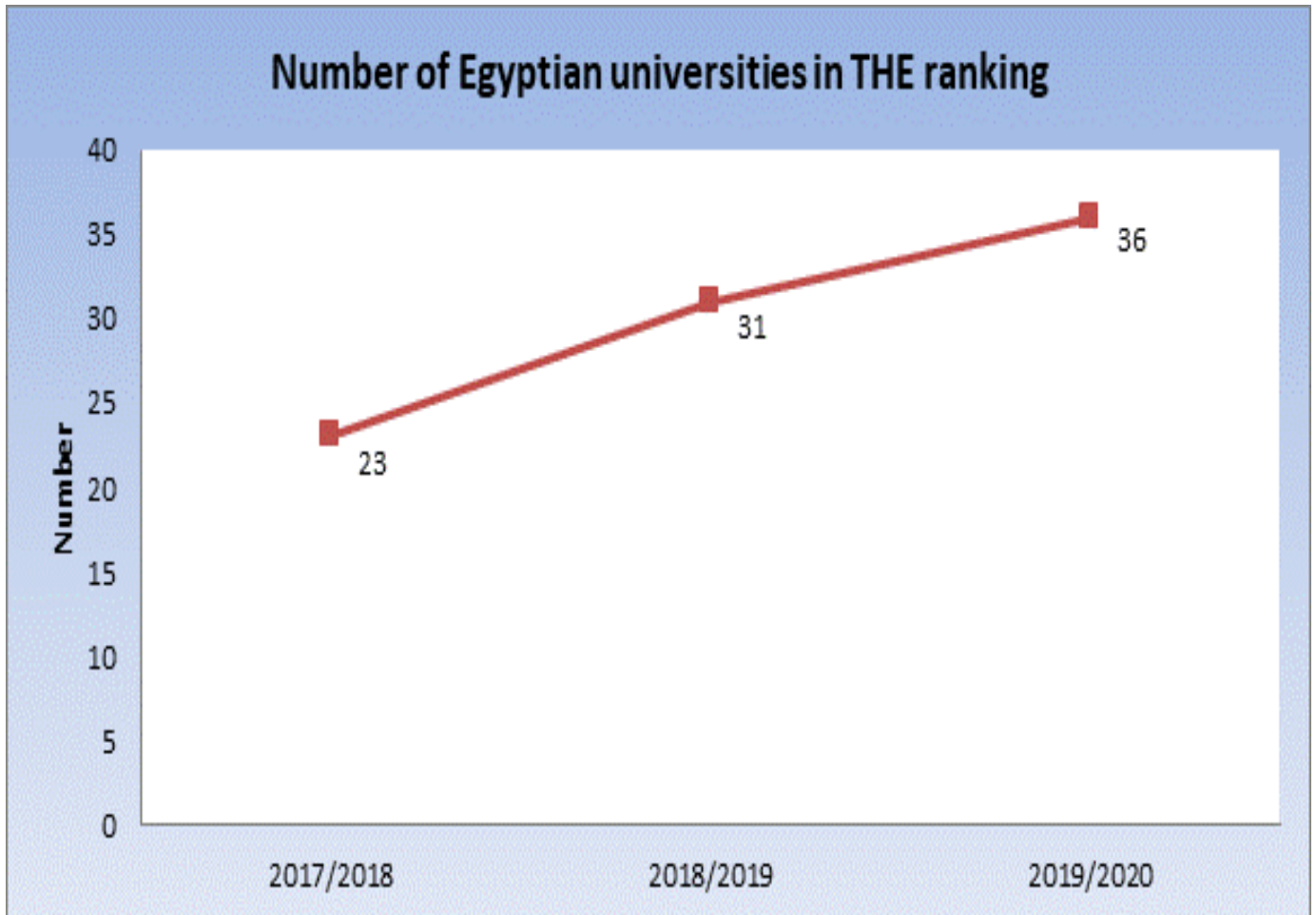


## Evaluation of Impact Ranking of MIU 2017/2018, 2018/2019 and 2019/2020

Misr International University aspires to be a fount of knowledge, science, and technology both nationally & internationally. Realizing the importance of ranking in establishing a worldwide reputation for universities, MIU administration took a decision in 2020 to submit the university portfolio to the Times Higher Education Impact Rankings. Since then, MIU has been involved in a wide spectrum of academic and non-academic activities to occupy a position among the world's reputable universities. This report underscores the university contributions to help achieve the UNSDGs and lists suggestions to reach a higher rank.

### Participating Egyptian Universities

The number of Egyptian universities participating in THE ranking increased from 16 universities in 2017/2018 to 36 universities in 2019/2020. Figure 1 shows the number of Egyptian universities and their distribution (governmental and private) throughout three years.

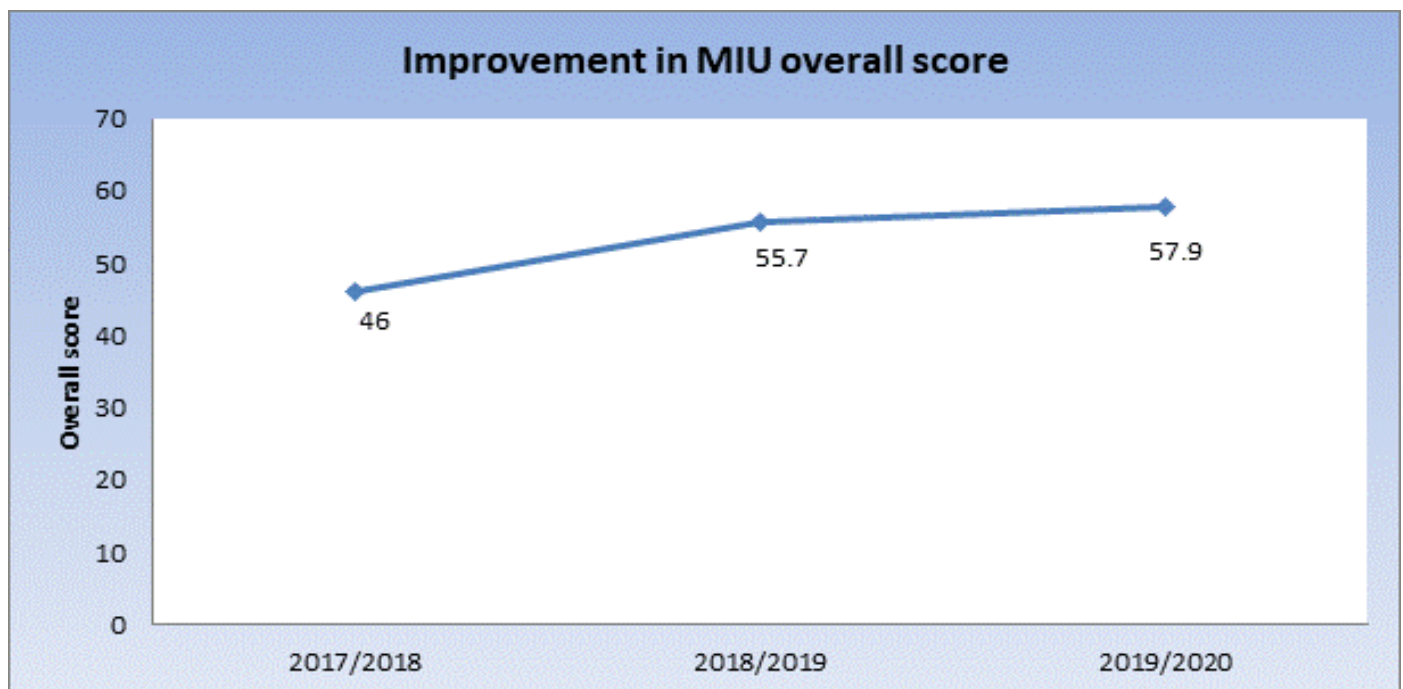


**Figure 1. Number and distribution of Egyptian universities participating in THE Rankings 2017/2018, 2018/2019 & 2019/2020**

## Improvement in MIU Total Score and Rank during 2017/2018, 2018/2019 & 2019/2020

MIU scored 46 out of 100 as a total score in its first participation in THE Rankings 2017/2018. The score improved by 21.1% to reach 55.7 in 2018/2019, then improved by 3.9% in 2019/2020 to reach 57.9 out of 100 (Figure 2).

The university ranked 601+ out of 768 universities in 2017/2018 rankings. This rank improved in 2018/2019 to reach 601-800 out of 1118 universities, then 601-800 out of 1406 universities in 2019/2020 (Table 1).



**Figure 2. Improvement in MIU overall score in THE Rankings 2017/2018, 2018/2019 & 2019/2020**

**Table 1. Improvement in MIU Rank in THE Rankings 2017/2018, 2018/2019 & 2019/2020**

Rank	2017/2018	Rank	2018/2019	Rank	2019/2020
1 – 100	≥83.4	1 – 100	≥85.6	1 – 100	≥88.6
101 – 200	75.4 – 83.3	101 – 200	77.5 – 85.2	101 – 200	82.1 – 88.5
201 – 300	68.2 – 75.3	201 – 300	71 – 77.4	201 – 300	76.9 – 82
301 – 400	61.5 – 68.1	301 – 400	66.3 – 70.9	301 – 400	72 – 76.7
401 – 600	46.7 – 61.4	401 – 600	56.6 – 66.2	401 – 600	65 – 71.9
<b>601+ [601 – 768]</b>	<b>9.5 – 46.6</b>	<b>601 – 800</b>	<b>47.6 – 56.5</b>	<b>601 – 800</b>	<b>57.3 – 64.9</b>
		801 – 1000	36.5 – 47.5	801 – 1000	50.3 – 57.2
		1001+ [1001 – 1118]	9.2 – 36.4	1001+ (1001 – 1406)	9.2 – 50.2
<b>MIU Score</b>	<b>46</b>		<b>55.7</b>		<b>57.9</b>





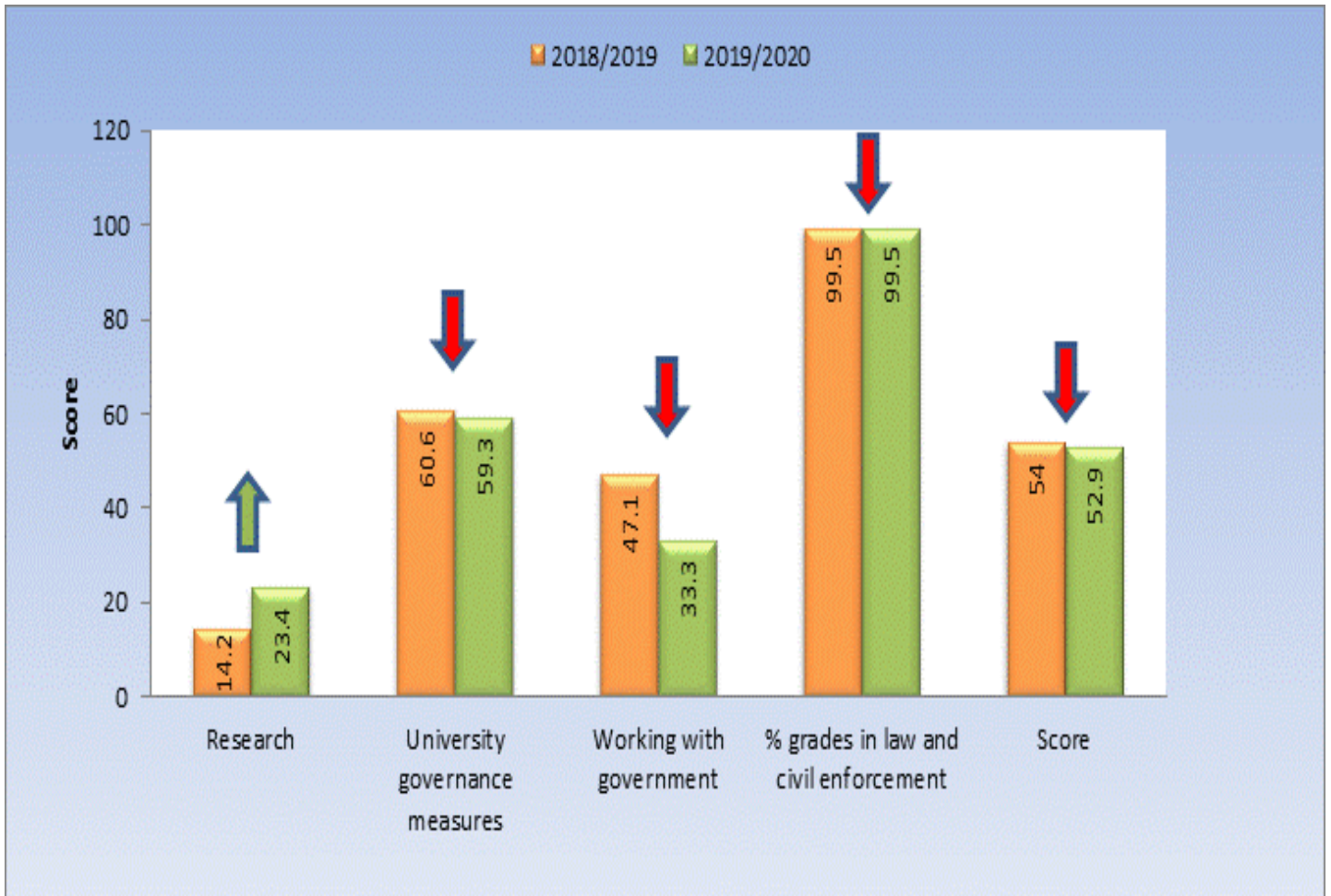
## Performance of MIU in Different Goals during 2017/2018, 2018/2019 & 2019/2020

In its first participation in 2017/2018 ranking, MIU participated in seven goals that were increased to 11 goals in the next two years. Analysis of goal scores revealed an improvement in all goals except for SDG 16 (Figure 3).

SDG 16 was further analyzed to check indicators that caused reduction in the score (Figure 4). The analysis showed that university governance measures and working with government were the indicators that caused a decrease in the score.



Figure 3. Performance of MIU in different SDGs during 2017/2018, 2018/2019 & 2019/2020



**Figure 4. Performance of SDG 16 during the years 2018/2019 & 2019/2020**

### Highest SDGs' scores during 2017/2018, 2018/2019 & 2019/2020

In 2017/2018, MIU participated with seven goals only: SDG 1, SDG 3, SDG 4, SDG 5, SDG 6, SDG 10 and SDG 17. The highest scores were obtained in SDG 3, SDG 5 and SDG 6. In 2018/2019, the number of goals increased to reach 11: SDG 1, SDG 3, SDG 4, SDG 5, SDG 6, SDG 8, SDG 10, SDG 11, SDG 12, SDG 16 and SDG 17. The highest scores were obtained in SDG 16, SDG 3 and SDG 12. The university participated in the same 11 goals in 2019/2020. The highest scores were obtained in SDG 3, SDG 12 and SDG 16 (Figure 5).

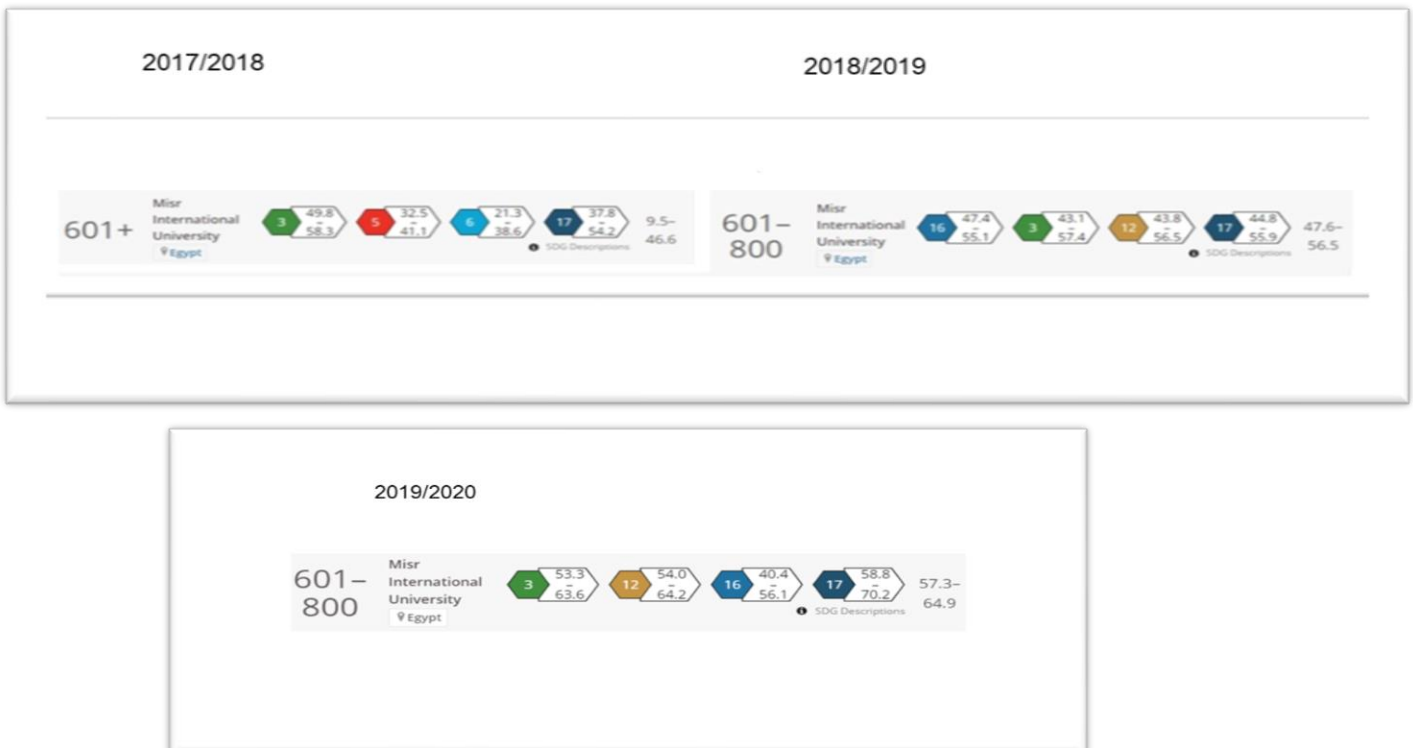
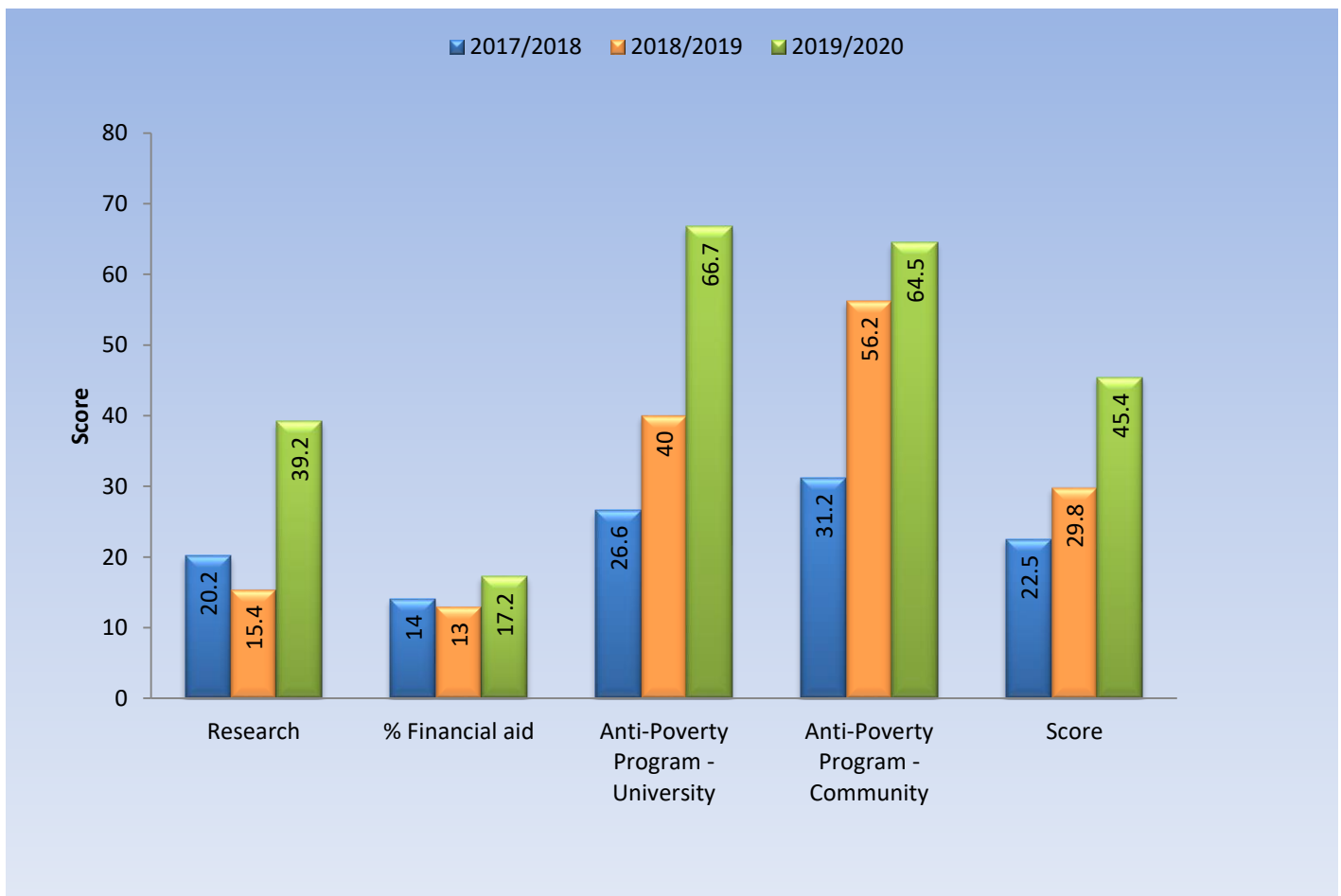


Figure 5. Results of SDG scores in 2017/2018, 2018/2019 & 2019/2020

# Assessment of Improvement in Different SDGs

## 1. SDG 1 (No Poverty)

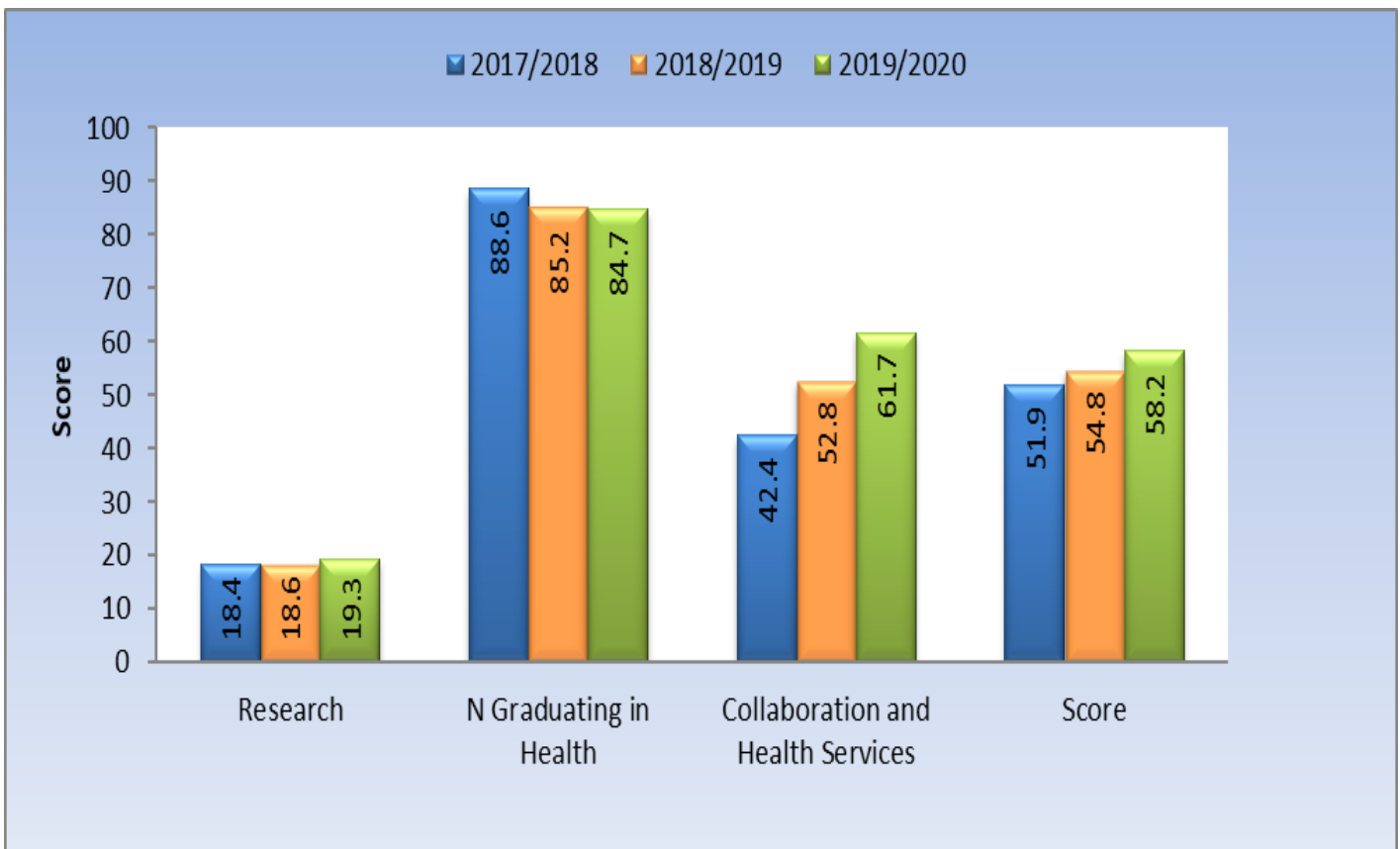
By 2019/2020, the university has improved in all the four metrics that constitute SDG 1. The increase in the total score is 32.4% from 2017/2018 to 2018/2019 and 52.3% from 2018/2019 to 2019/2020 (Figure 6).



**Figure 6. Performance of SDG 1 in impact rankings 2017/2018, 2018/2019 & 2019/2020**

## 2. SDG 3 (Good Health and Well-Being)

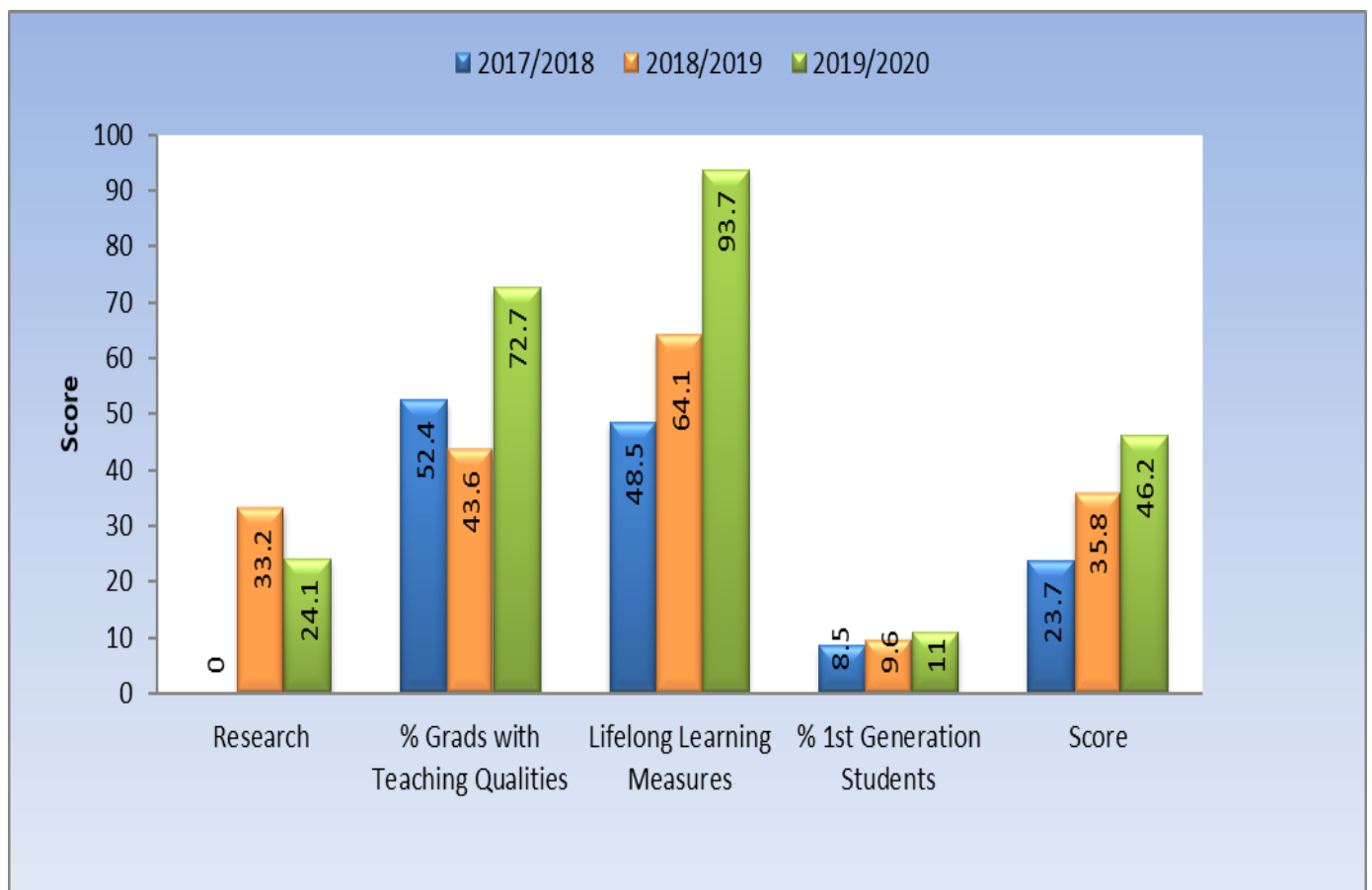
In 2017/2018, MIU recorded the highest score in SDG3, the second highest in 2018/2019 and again the highest in 2019/2020. The goal consists of three metrics. The university score has increase in two of them: research and collaboration & health services. There was a decrease in the number of graduates in health. The increase in the total score is 5.6% from 2017/2018 to 2018/2019 and 6.2% from 2018/2019 to 2019/2020 (Figure 7).



**Figure 7. Performance of SDG 3 in impact rankings 2017/2018, 2018/2019 & 2019/2020**

### 3. SDG 4 (Quality Education)

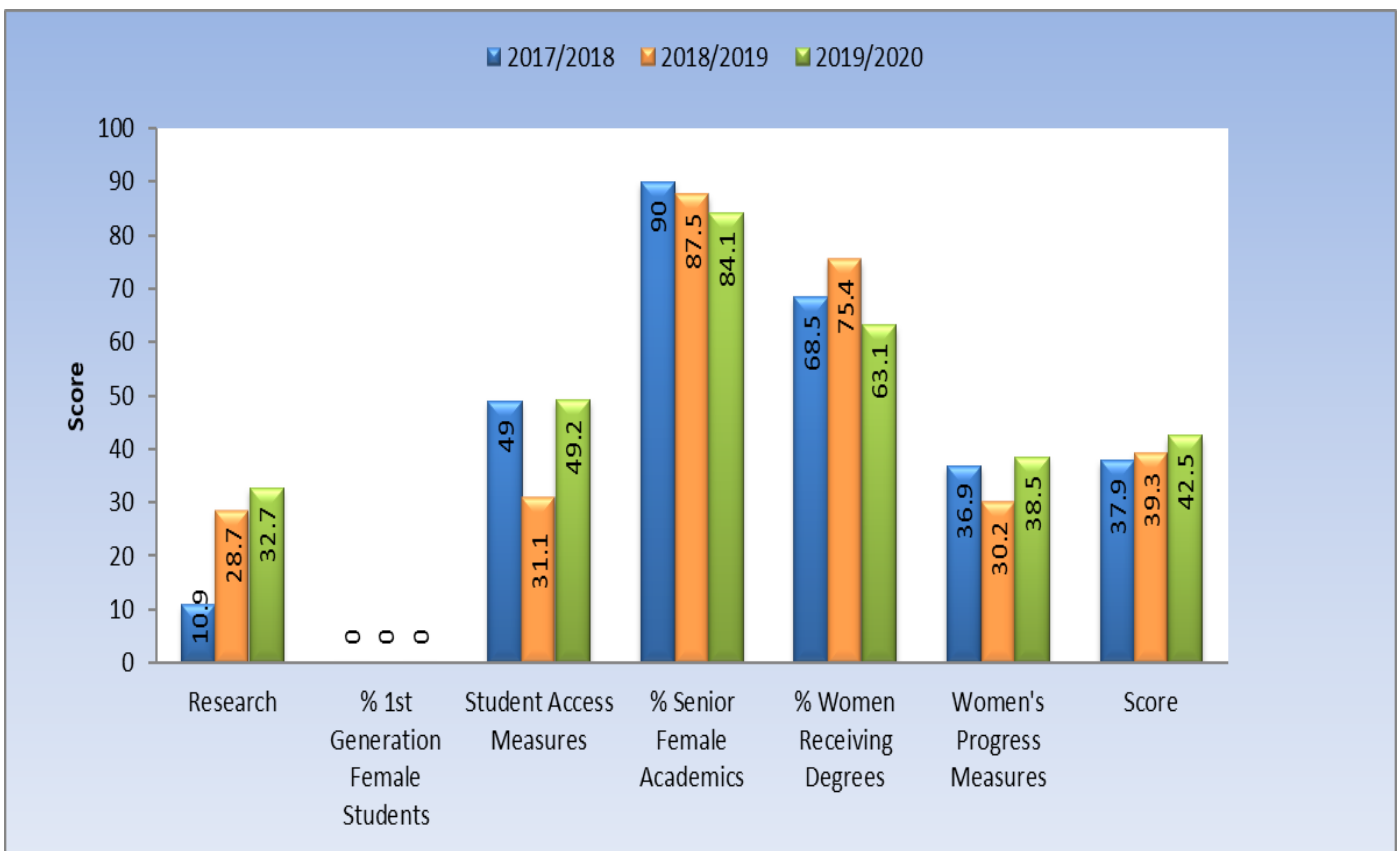
SDG 4 consists of four metrics. The university score has increase in three of them: percentage of graduates with teaching qualities, lifelong learning measures and percentage of first-generation students. There was a decrease in the research metric. The increase in the total score is 51.1% from 2017/2018 to 2018/2019 and 29.1% from 2018/2019 to 2019/2020 (Figure 8).



**Figure 8. Performance of SDG 4 in impact rankings 2017/2018, 2018/2019 & 2019/2020**

#### 4. SDG 5 (Gender Equality)

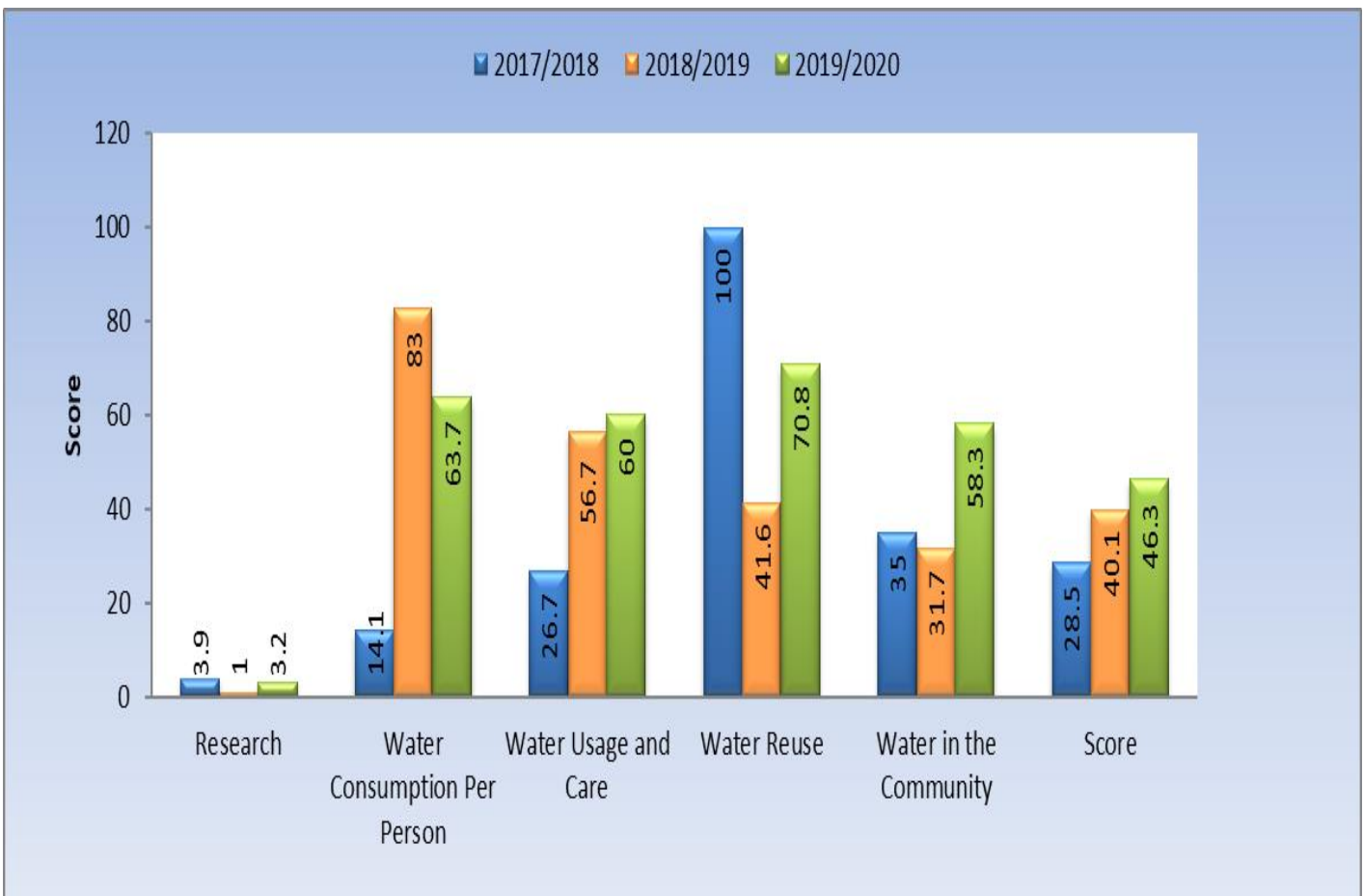
SDG 5 was the second highest score achieved by the university in 2017/2018. The goal consists of six metrics. The university score has increase in three of them: research, student access measures and percentage of women progress measures. There was a decrease in the percentage of senior female academics and women receiving degrees. The university had no first-generation female students during the three years. The increase in the total score is 3.7% from 2017/2018 to 2018/2019 and 8.1% from 2018/2019 to 2019/2020 (Figure 9).



**Figure 9. Performance of SDG 5 in impact rankings 2017/2018, 2018/2019 & 2019/2020**

5.  **SDG 6 (Clean Water and Sanitation)**

SDG 6 was the third highest score recorded in 2018/2019. The goal consists of five metrics. The university has improved in two of them: water usage, care and water in the community. There was a decrease in research, water consumption per person and water reuse metrics. The increase in the total score is 40.7% from 2017/2018 to 2018/2019 and 15.5% from 2018/2019 to 2019/2020 (Figure 10).



**Figure 10. Performance of SDG 6 in impact rankings 2017/2018, 2018/2019 & 2019/2020**



6.  **SDG 8 (Decent Work and Economic Growth)**

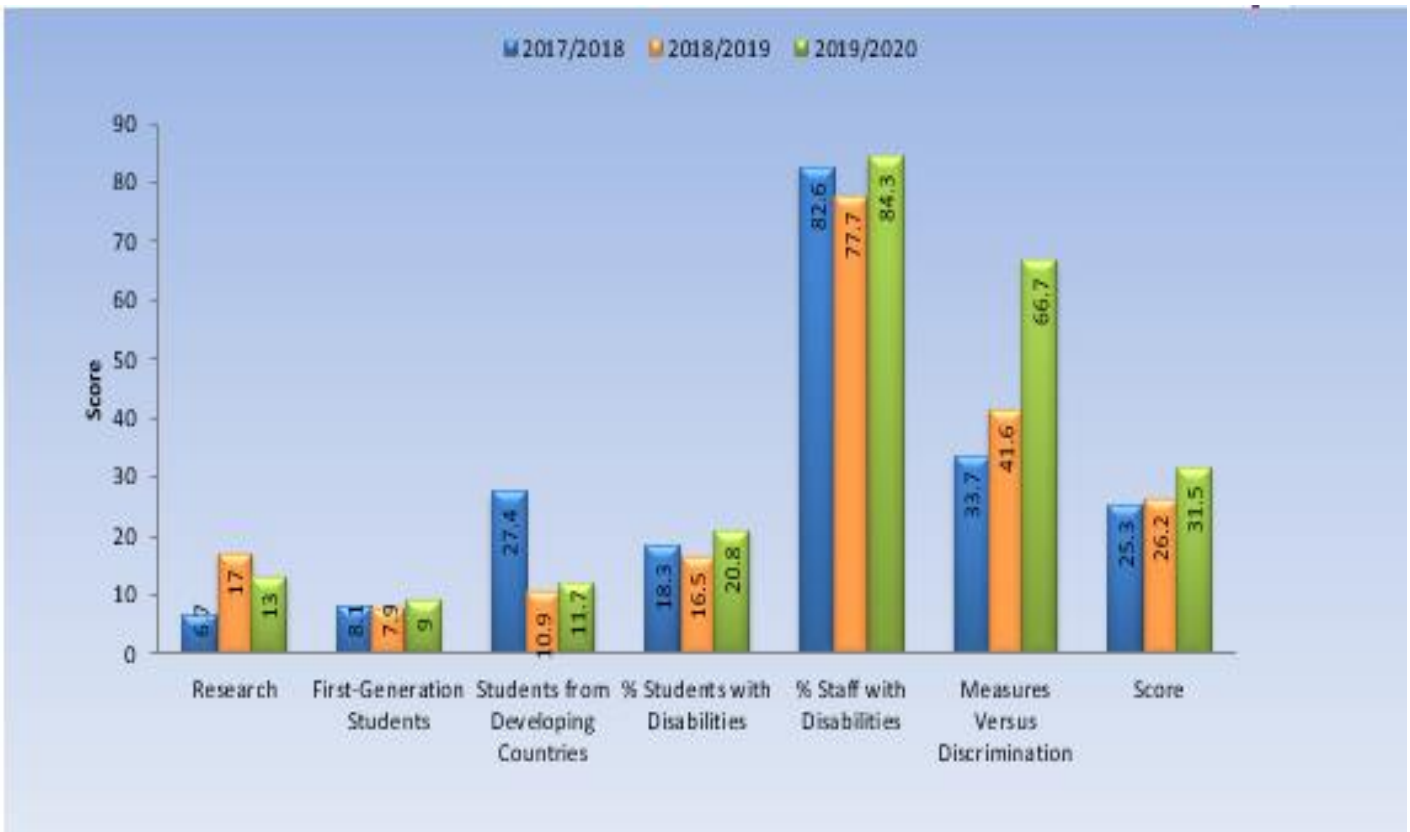
SDG 8 consists of five metrics. The university score has increase in three of them: research, employment practices and percentage secured contracts. There was a decrease in the percentage of students on work placement metric. Expenditure per employee scored zero in the two years. The improvement in the total score is 12.6% from 2018/2019 to 2019/2020 (Figure 11).



**Figure 11. Performance of SDG 8 in impact rankings 2018/2019 & 2019/2020**

## 7. SDG 10 (Reduced Inequalities)

SDG 10 consists of six metrics. The university score has increase in four of them: first generation students, percentage of students with disabilities, percentage of staff with disabilities and measures versus discrimination. There was deterioration in research and students from developing countries metrics. The increase in the total score is 3.6% from 2017/2018 to 2018/2019 and 20.2% from 2018/2019 to 2019/2020 (Figure 12).



**Figure 12. Performance of SDG 10 in impact rankings 2017/2018, 2018/2019 & 2019/2020**

## 8. SDG 11 (Sustainable Cities and Communities)

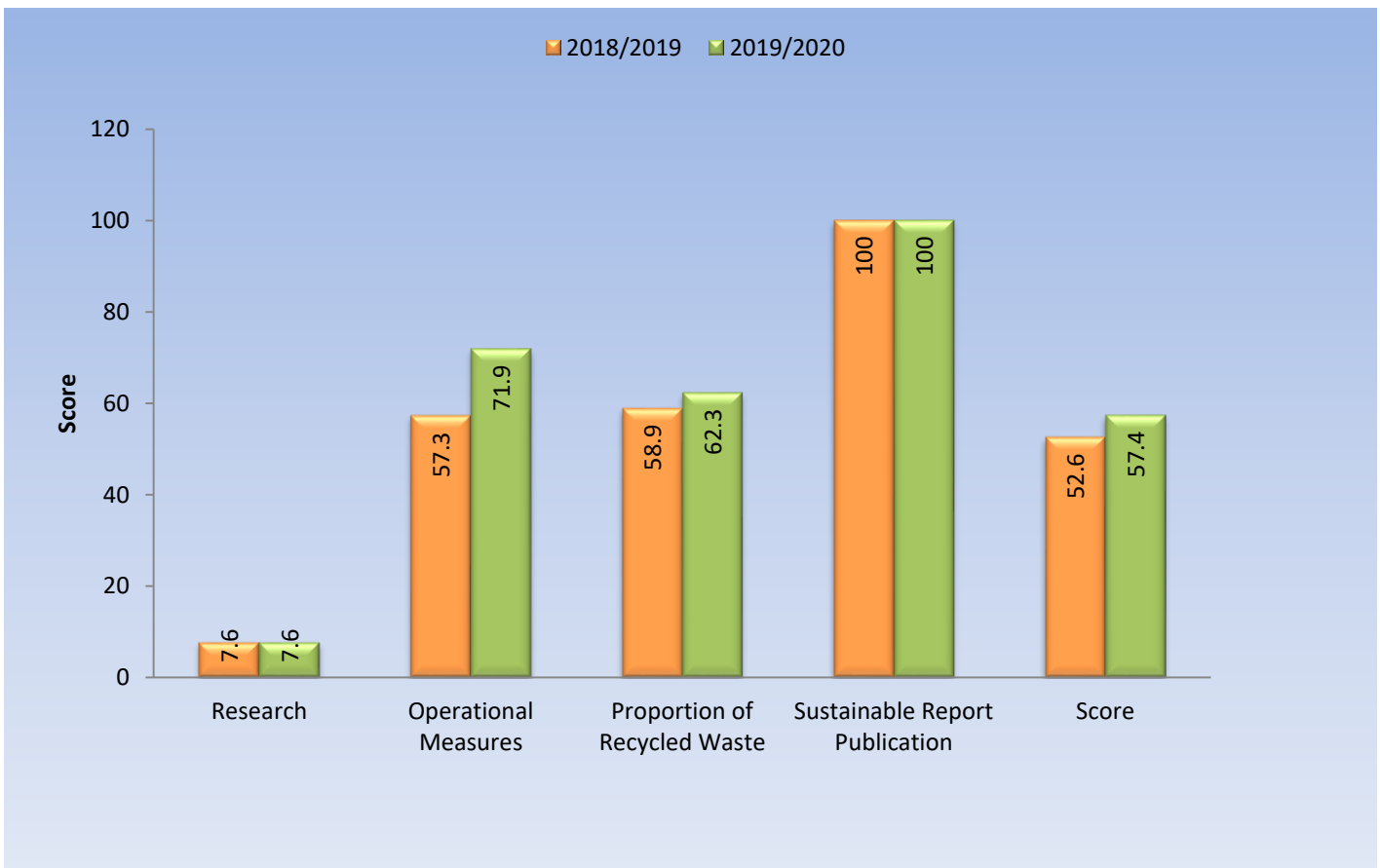
SDG 11 consists of four metrics. The university score has increase in three of them: research, arts and heritage support and sustainable practices. Arts and heritage expenditures metric was zero in the two years. The increase in the total score is 83.5% from 2018/2019 to 2019/2020 (Figure 13).



**Figure 13. Performance of SDG 11 in impact rankings 2018/2019 & 2019/2020**

9.  **SDG 12 (Responsible Consumption and Production)**

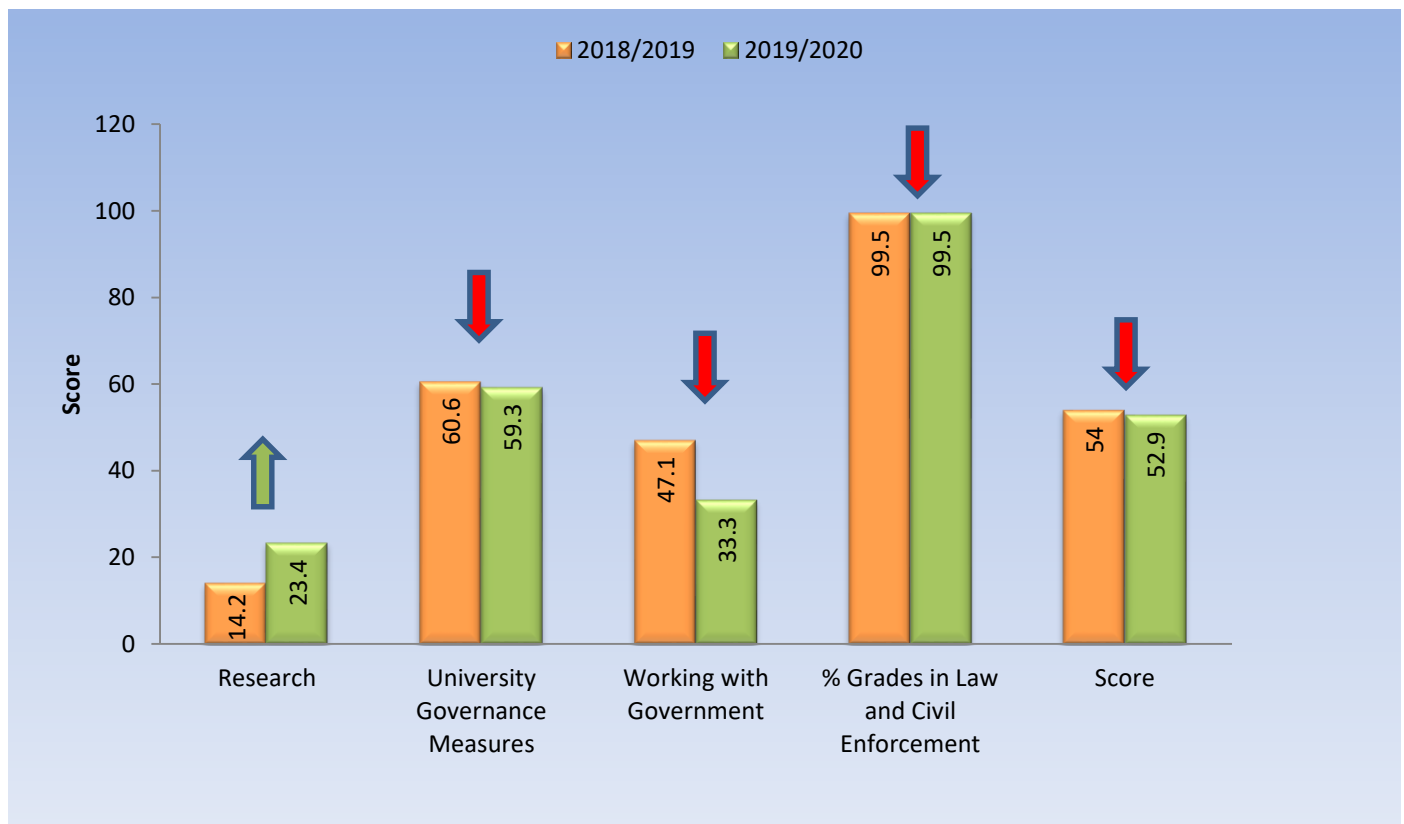
SDG 12 is the third highest score recorded in 2018/2019 and second highest score in 2019/2020. The goal consists of four metrics. The university score has increase in two of them: operational measures and proportion of recycled waste. The score has remained stable in two metrics: research and sustainable report publication which scored 100 out of 100 in the two years. The increase in the total score is 9.1% from 2018/2019 to 2019/2020 (Figure 14).



**Figure 14. Performance of SDG 12 in impact rankings 2018/2019 & 2019/2020**

10.  **SDG 16 (Partnership for the Goals)**

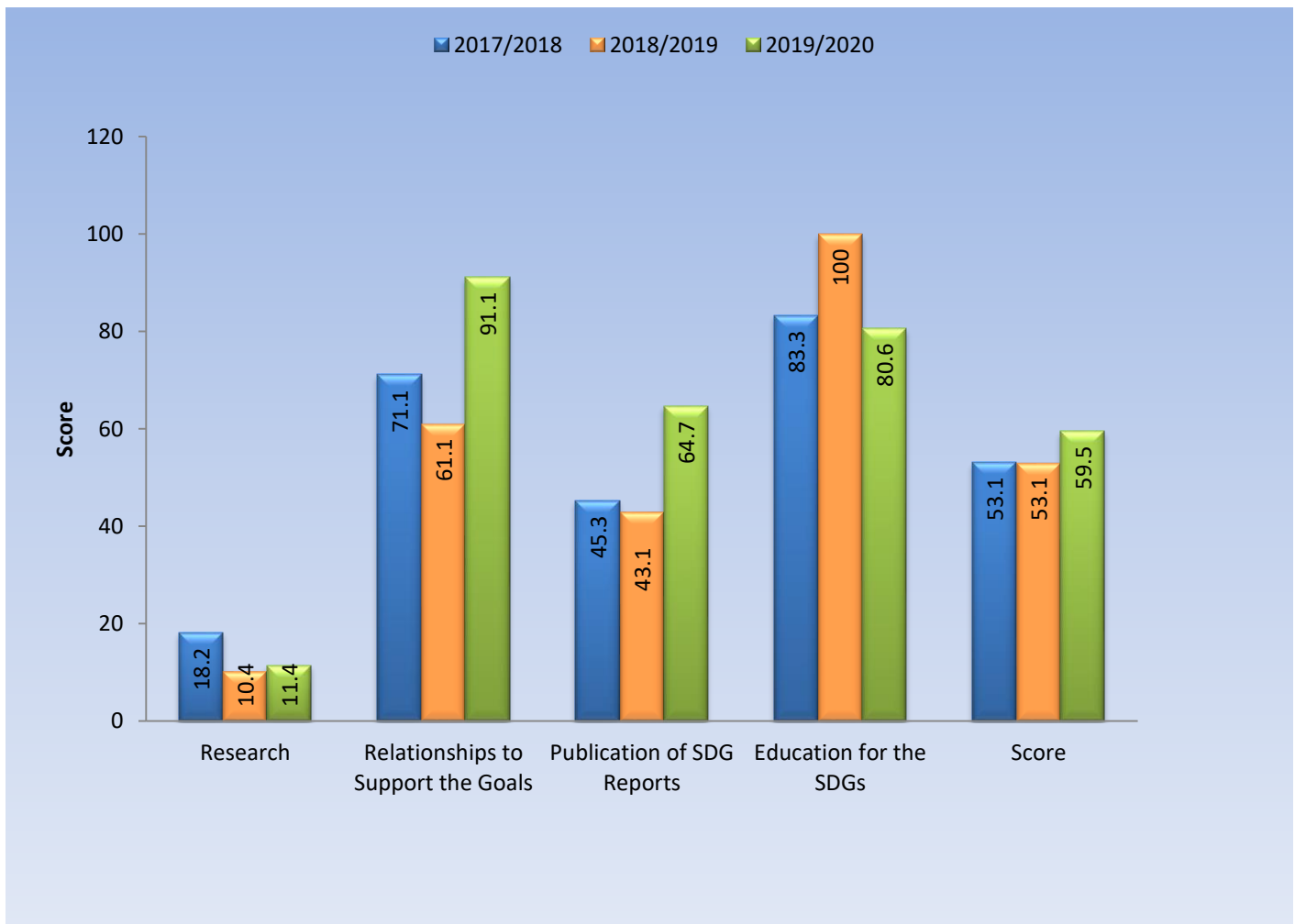
SDG 16 is the highest score recorded in 2018/2019 and third highest score in 2019/2020. The goal consists of four metrics. The university score has increase in one metric only: research. The score has remained stable in one metric: percentage of graduates in law and civil enforcement. There was a decrease in two metrics, university governance measures and working with the government. The total score has declined by 2% from 2018/2019 to 2019/2020 (Figure 15).



**Figure 15. Performance of SDG 16 in impact rankings 2018/2019 & 2019/2020**

## 11. SDG 17 (Partnership for the Goals)

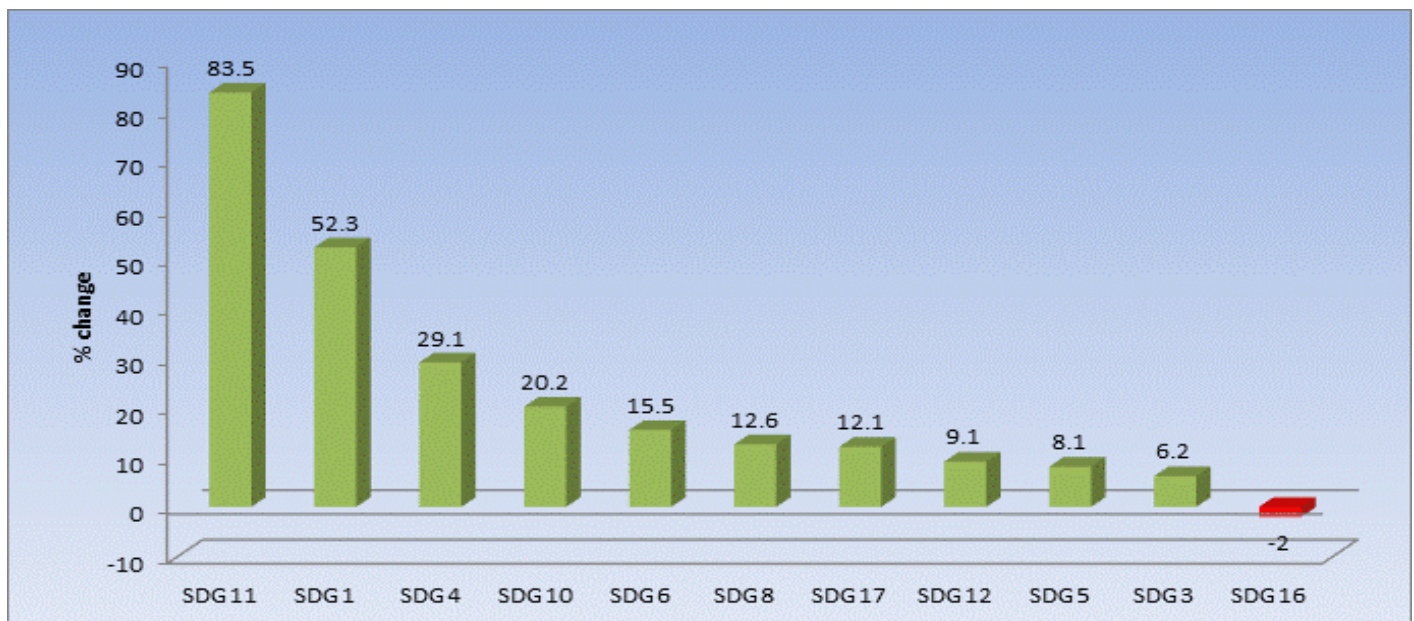
SDG 17 consists of four metrics. The university score has increase in two of them: relationships to support the goals and publication of SDG reports. There was a decrease in research, education for the SDGs reports metrics. The increase in the total score is 12.1% from 2018/2019 to 2019/2020 (Figure 16).



**Figure 16. Performance of SDG 17 in impact rankings 2017/2018, 2018/2019 & 2019/2020**

## Comparison between Improvements in Different Goals

According to the previous statistics, SDG 11 showed the highest improvement followed by SDG 1 then SDG 4. On the other hand, the score for SDG 16 decreased by 2% (Figure 17).



**Figure 17. Progress of different SDGs in impact rankings 2017/2018, 2018/2019 & 2019/2020**

### Suggestions for improvement

Several meetings of the University Ranking Committee resulted in the following recommendations:

1. Increasing number of awareness sessions about SDGs.
2. Performing SWOT analysis for each goal's performance to detect points of strength, weakness, Opportunities, and threats.
3. Using SDGs' keywords in all research conducted by University staff.

# THE Impact Ranking for the Academic Year 2020 - 2021

## Four Pillars

### FOUR ASPECTS OF THEORY OF CHANGE






## The Four Perspectives For Measuring Ranking

Times Higher Education Impact Rankings have produced a detailed methodology guide explaining how to measure universities' progress towards achieving the United Nations Sustainable Development Goals (SDGs). It identifies four important perspectives:

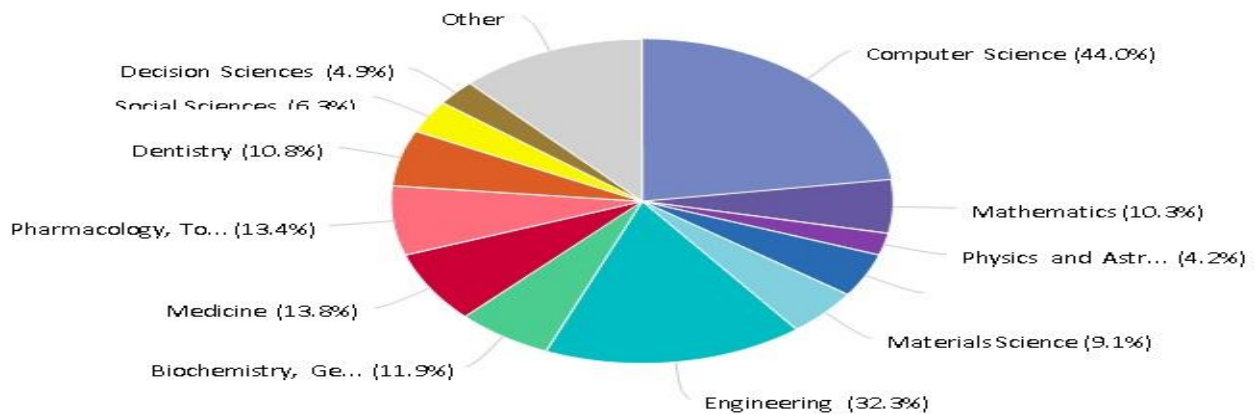
1. **Research:** the kind of knowledge created by universities to address the world's problems (research output linked to SDG topics).
2. **Stewardship:** initiatives universities take to manage their own resources.
3. **Outreach:** the way universities interact with society through community projects and programs.
4. **Teaching:** how far the courses offered by universities are relevant to the specific SDGs.

# 1. Research:



## Publication share by Subject Area

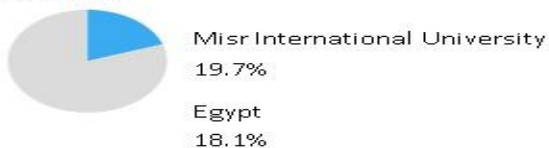
Entity: Misr International University · Year range: 2019 to 2023 · Data source: Scopus, up to 04 Oct 2022 ·



## Publications in Top 10% Journal Percentiles by CiteScore Percentile

Entity: Misr International University · Year range: 2019 to 2023 · Data source: Scopus, up to 04 Oct 2022 ·

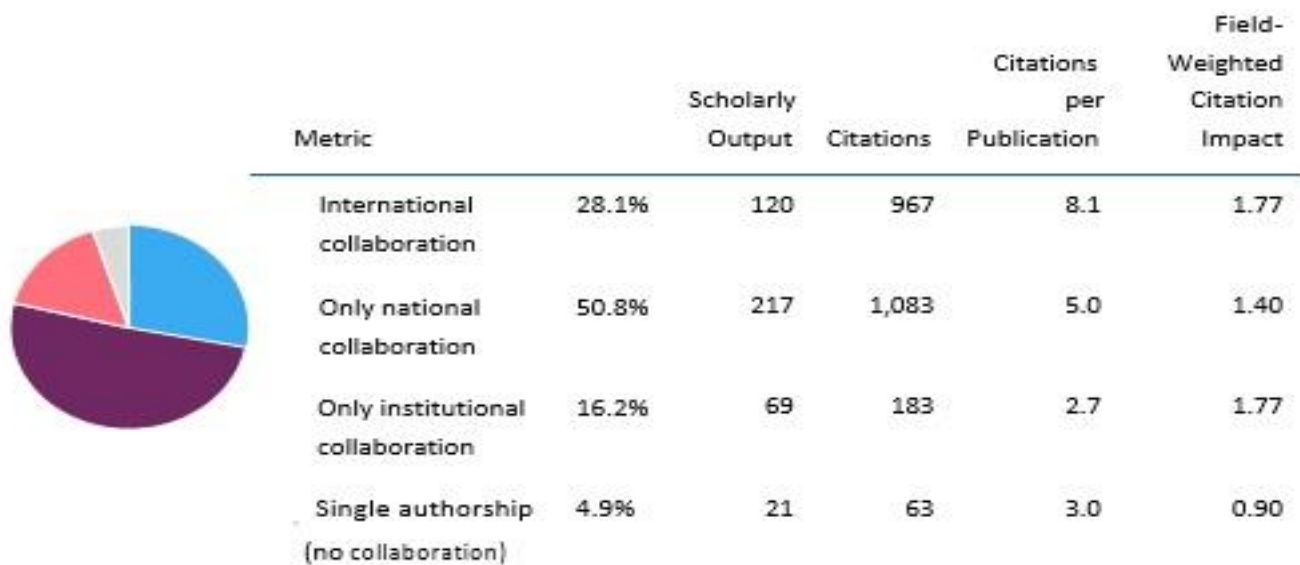
## Publications in top 10% journals by CiteScore Percentile



## Collaboration

Entity: Misr International University · Year range: 2019 to 2023 · Data source: Scopus, up to 04 Oct 2022 ·

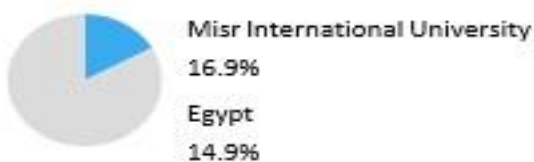
Scholarly Output at Misr International University, by amount of international, national, and institutional collaboration



### Outputs in Top 10% Citation Percentiles summary

Entity: Misr International University · Year range: 2019 to 2023 · Data source: Scopus, up to 04 Oct 2022 ·

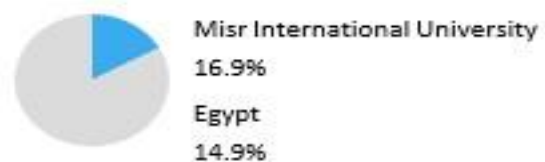
Publications in top 10% most cited worldwide (field-weighted)



### Outputs in Top 10% Citation Percentiles summary

Entity: Misr International University · Year range: 2019 to 2023 · Data source: Scopus, up to 04 Oct 2022 ·

Publications in top 10% most cited worldwide (field-weighted)



### Collaborating Institutions

Entity: Misr International University · Year range: 2019 to 2023 · Data source: Scopus, up to 04 Oct 2022 ·

Co-authored publications per country/region:









# Number of collaborating institutions per region











## Top 5 Research Topic Clusters

Entity: Misr International University · Year range: 2019 to 2023 · Data source: Scopus, up to 04 Oct 2022 ·



Topic Cluster	At this Institution		Field-Weighted Citation Impact	Worldwide Prominence percentile	
	Scholarly Output	Publication Share			
Tooth; Bone <u>And</u> Bones; Dentin TC.14	39	0.09% ▲	0.68	94.916	
Algorithms; Computer Vision; Models TC.0	23	0.01% ▲	1.23	99.799	
Optimization; Algorithms; Evolutionary Algorithms TC.259	18	0.09% ▲	3.34	91.304	
Computer Crime; Network Security; Intrusion Detection TC.218	12	0.03% ▲	2.94	96.254	
Semantics; Models; Recommender Systems TC.37	11	0.01% ▲	5.14	98.060	

## Topic Clusters

Entity: Misr International University - Year range: 2019 to 2023- Data source: Scopus, up to 04 Oct 2022-

Topic Cluster	At this Institution		Worldwide	
	Scholarly Output	Publication Share	Field-Weighted Citation Impact	Prominence percentile
Tooth; Bone <u>And</u> Bones; Dentin TC.14	39	0.09% ▲	0.68	94.916 
Algorithms; Computer Vision; Models TC.0	23	0.01% ▲	1.23	99.799 
Optimization; Algorithms; Evolutionary Algorithms TC.259	18	0.09% ▲	3.34	91.304 
Computer Crime; Network Security; Intrusion Detection TC.218	12	0.03% ▲	2.94	96.254 
Semantics; Models; Recommender Systems TC.37	11	0.01% ▲	5.14	98.060 
Eye; Optical Coherence Tomography; Macular Degeneration TC.33	9	0.02% ▼	1.30	93.311 
Oral Health; Periodontitis; Dental Caries TC.125	9	0.04% ▲	0.39	86.890 
Cryptography; Authentication; Data Privacy TC.84	8	0.01% ▼	1.05	98.127 

## Topic Clusters

Topic Cluster	At this Institution		Worldwide	
	Scholarly Output	Publication Share	Field-Weighted Citation Impact	Prominence percentile
MicroRNAs; Long Untranslated RNA; Neoplasms TC.219	8	0.01% ▲	1.22	99.532 
Wireless Sensor Networks; Sensor Nodes; Routing Protocols TC.27	7	0.01% ▼	0.43	97.124 



### Topic Clusters

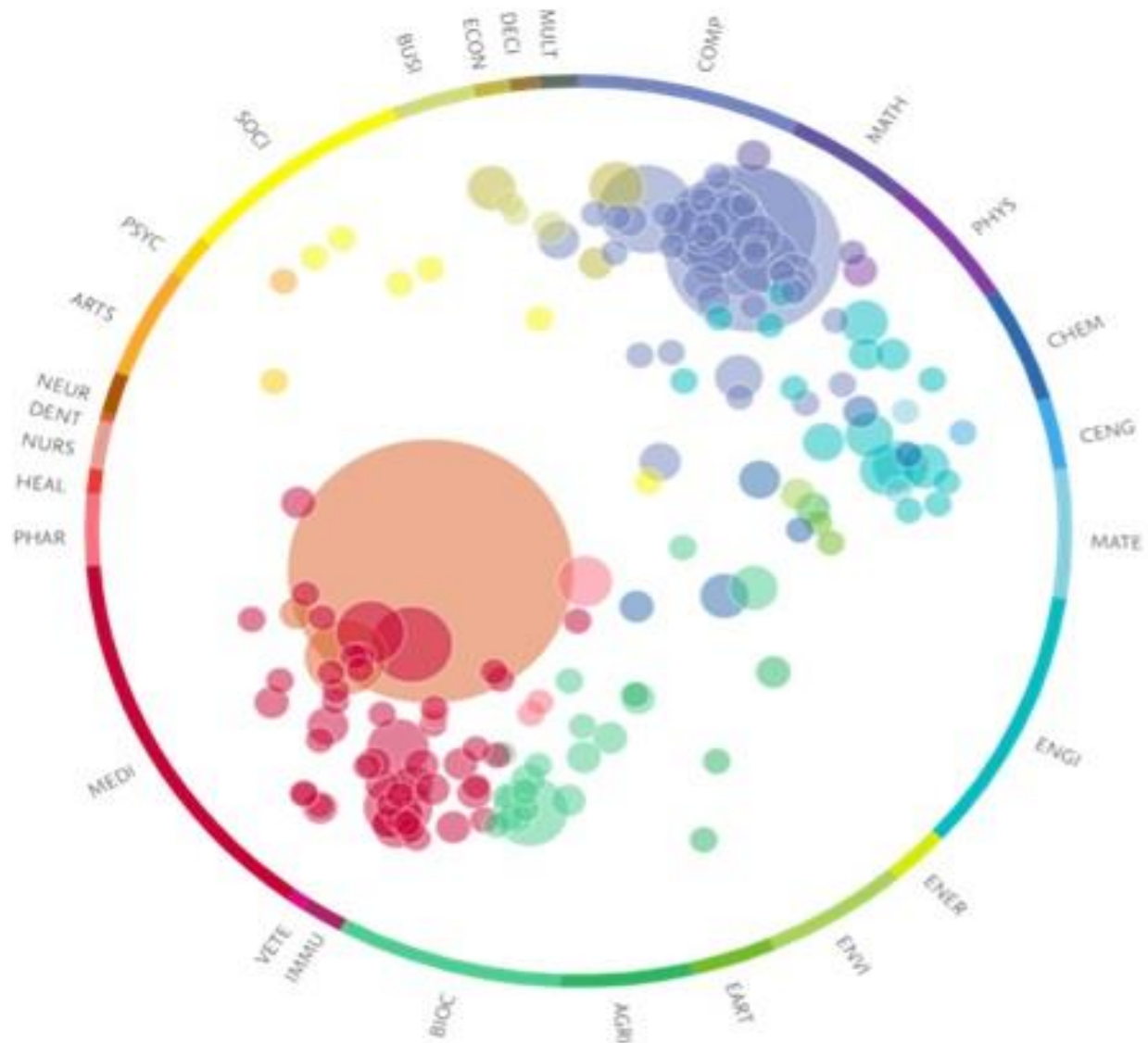
Entity: Misr International University · Year range: 2019 to 2023 · Data source: Scopus, up to 04 Oct 2022.



Bubble size: Scholarly Output of this Institution



Bubble position is based on dominant ASJC categories.






### Topic Clusters

COMP	Computer Science	PHAR	Pharmacology, Toxicology and Pharmaceutics
MATH	Mathematics	HEAL	Health Professions
PHYS	Physics and Astronomy	NURS	Nursing
CHEM	Chemistry	DENT	Dentistry
CENG	Chemical Engineering	NEUR	Neuroscience
MATE	Materials Science	ARTS	Arts and Humanities
ENGI	Engineering	PSYC	Psychology
ENER	Energy	SOCI	Social Sciences
ENVI	Environmental Science	BUSI	Business, Management and Accounting
EART	Earth and Planetary Sciences	ECON	Economics, Econometrics and Finance
AGRI	Agricultural and Biological Sciences	DECI	Decision Sciences
BIOC	Biochemistry, Genetics and Molecular Biology	MULT	Multidisciplinary
IMMU	Immunology and Microbiology		
VETE	Veterinary		
MEDI	Medicine		

### Academic-Corporate Collaboration summary

Entity: Misr International University - Year range:  
2019 to 2023 - Data source: Scopus, up to 04 Oct  
2022 -

### Publications with both academic and corporate affiliations



### Overall research performance

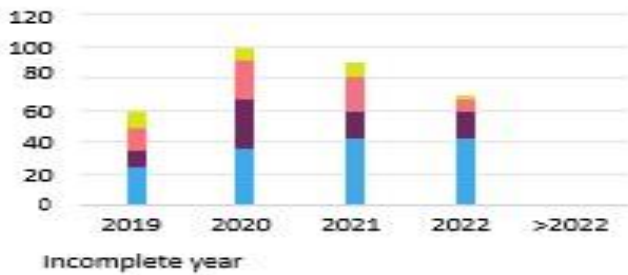
Entity: Misr International University- Year range: 2019 to 2023- Data source: Scopus, up to 04 Oct 2022-

427 ▲ Scholarly Output 45.4% Open Access	507 ▲ Authors	1.54 Field-Weighted Citation Impact
2,296 Citation Count	5.4 Citations per Publication	23 h5-index

### Publications by Journal quartile

Entity: Misr International University · Year range: 2019 to 2023 · Data source: Scopus, up to 04 Oct 2022 ·

Share of publications per Journal quartile by CiteScore Percentile



Quartiles	Publications	Publication share (%)
Q1 (top 25%)	145	45.3
Q2 (26% - 50%)	75	23.4
Q3 (51% - 75%)	70	21.9
Q4 (76% - 100%)	30	9.4
Cumulative shares	Publications	Publication share (%)
Q1 to Q2 (top 50%)	220	68.8
Q1 to Q3 (top 75%)	290	90.6



## Top Authors

Entity: Misr International University· Year range: 2019 to 2023· Data source: Scopus, up to 04 Oct 2022·

Name	Scholarly Output	Most recent		
		publication	Citations	h-index
1. Abd Elminaam, Diao Salama	32	2022	328	16
2. Bahaa-ElDin, Ayman Mohammad	26	2022	145	11
3. Nabil, Ayman	21	2022	172	7
4. Schaalaa, Mona F.	18	2022	194	18
5. Amer, Eslam	18	2022	217	10
6. AbdelRaouf, Ashraf	14	2022	26	7
7. Ismail, Fatma Helmy	11	2022	121	7
8. Ali, Ahmed	11	2022	118	7
9. El Magdoub, Hekmat M.	10	2021	110	7
10. Emara, Samy E.S.	10	2021	57	19

## Publications by SDG

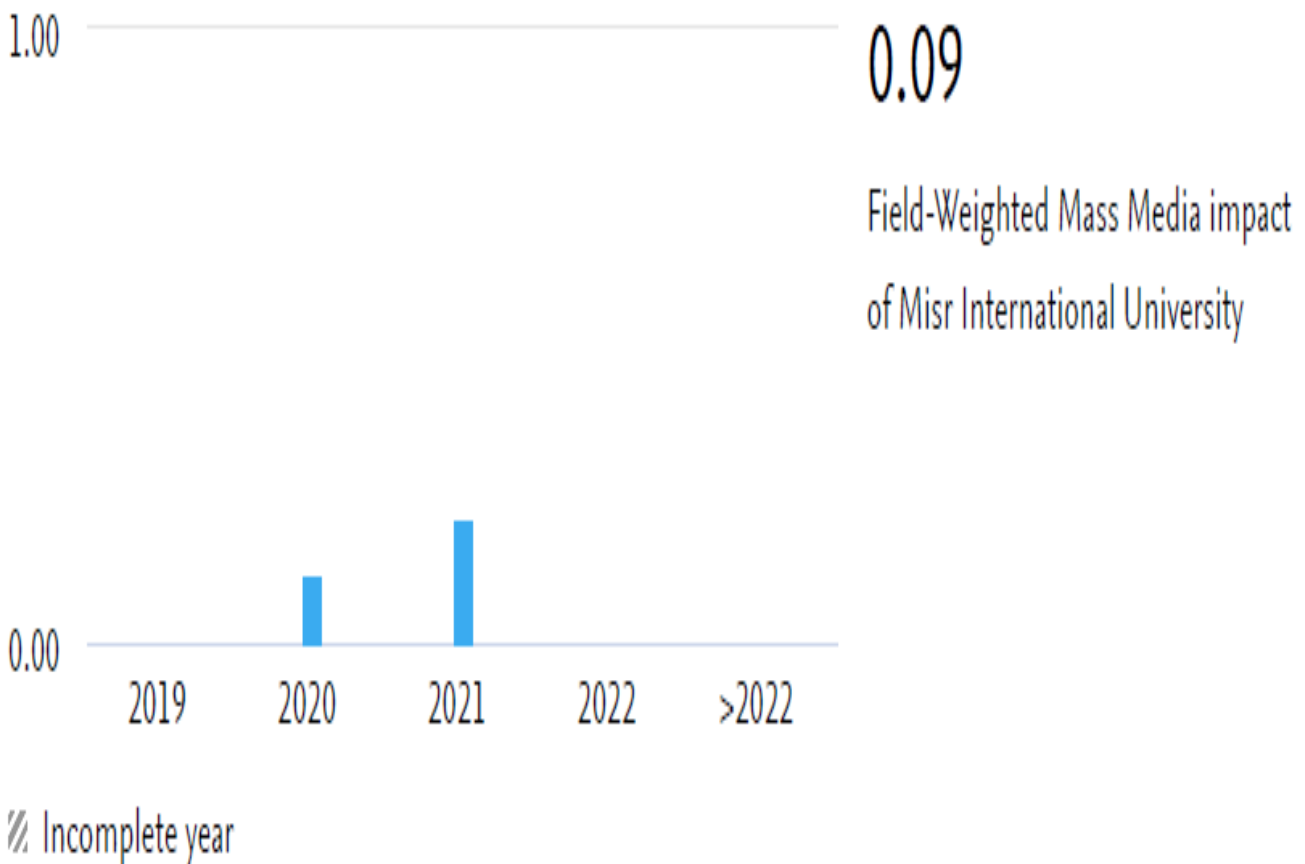
Entity: Misr International University- Year range: 2019 to 2023- Data source: Scopus, up to 04 Oct 2022-

SDG	Scholarly Output	Field-Weighted Citation Impact	Citation Count
SDG 1: No Poverty	4	0.35	6
SDG 2: Zero Hunger	1	0.00	0
SDG 3: Good Health and Well-being	79	1.39	466
SDG 4: Quality Education	13	0.45	7
SDG 5: Gender Equality	5	0.00	0
SDG 6: Clean Water and Sanitation	1	0.30	3
SDG 7: Affordable and Clean Energy	16	3.39	116
SDG 8: Decent Work and Economic Growth	9	0.35	9
SDG 9: Industry, Innovation and Infrastructure	11	0.56	6
SDG 10: Reduced Inequality	7	0.58	4
SDG 11: Sustainable Cities and Communities	10	0.47	34
SDG 12: Responsible Consumption and Production	3	0.54	2
SDG 13: Climate Action	4	2.73	38
SDG 14: Life Below Water	1	0.34	1
SDG 16: Peace, Justice and Strong Institutions	6	2.03	44

### Field-Weighted Mass Media (print)

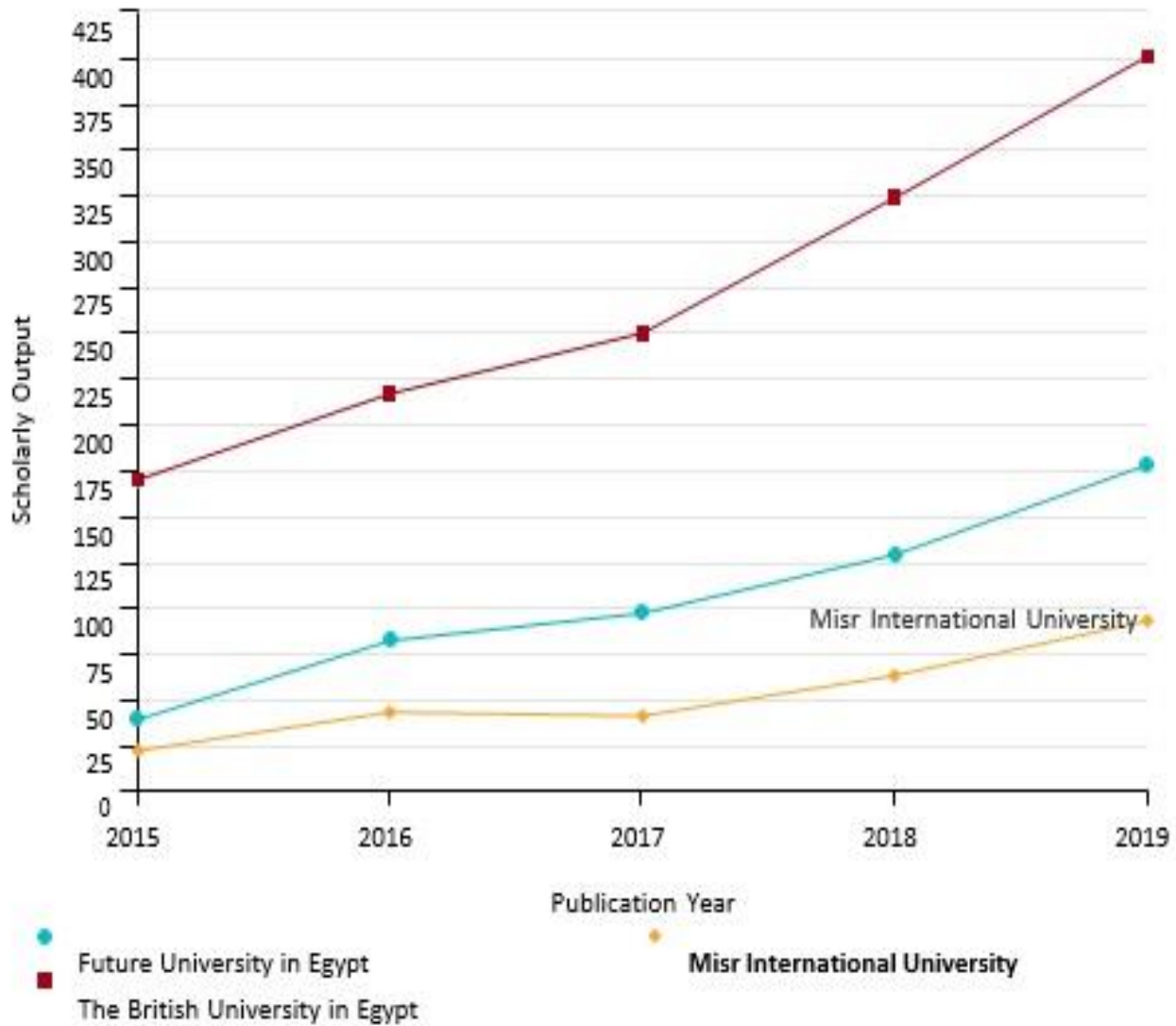
Entity: Misr International University · Year range: 2019 to 2023 · Data source: LexisNexis Metabase, up to 10 Aug 2022 ·


Media type: Print



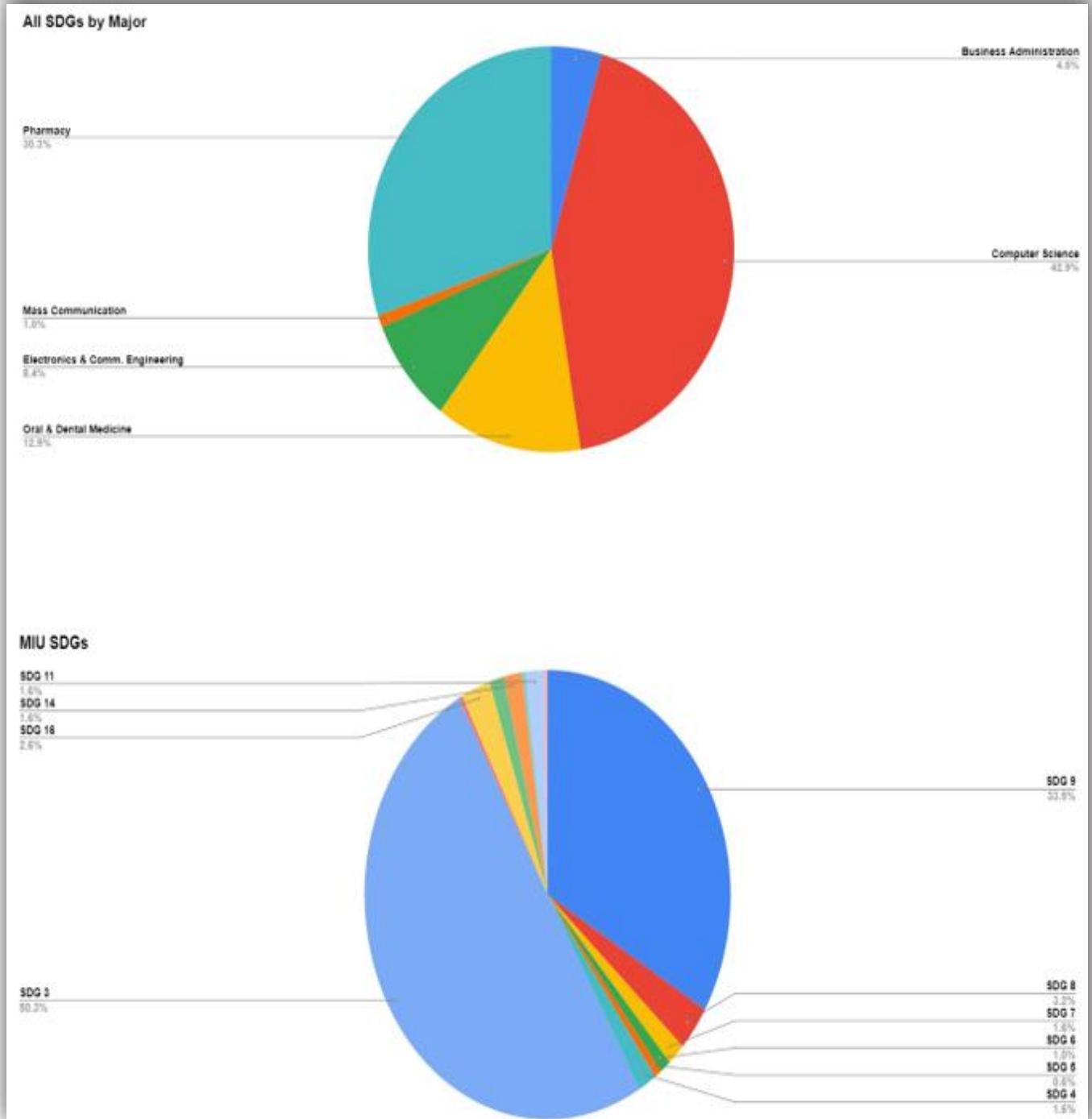
### Benchmarking the Publication Year and Scholarly Output

Year range: 2015 to 2019 · Data source: Scopus, up to 04 Oct 2022 ·




y-axis: **Scholarly Output**   
 Types of publications included: all.  
 Authorship type:  
 x-axis: **Publication Year**

# SDG-Related Research Activities across Different Disciplines



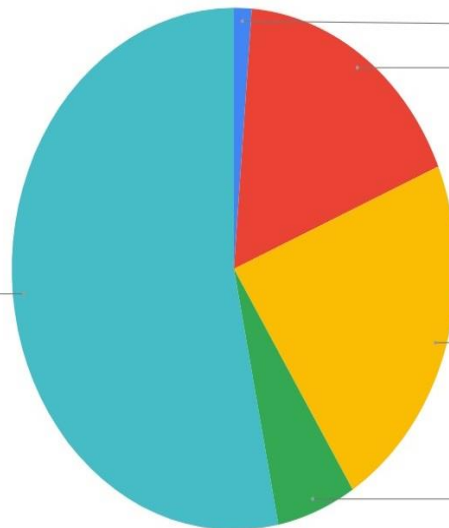
# SDG-Related Research Activities across Different Disciplines (Cont.):

SDG 2



Pharmacy  
100.0%

SDG 3



Pharmacy  
53.2%

Business Administration  
1.3%

Computer Science  
17.3%

Oral & Dental Medicine  
22.4%

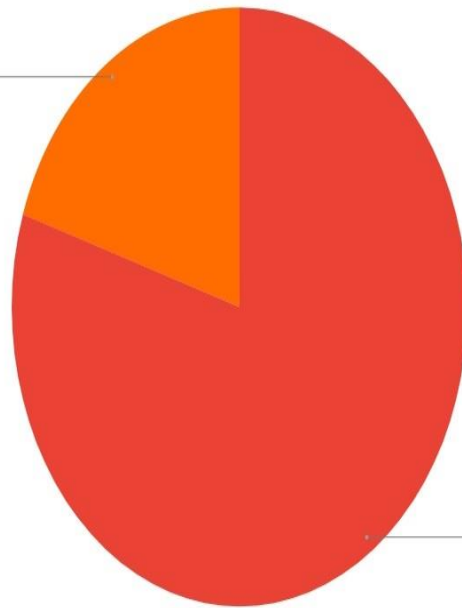
Electronics & Comm. Engineering  
5.8%



# SDG-Related Research Activities across Different Disciplines (Cont.):


SDG 4:

Mass Communication  
20.0%



Computer Science  
80.0%

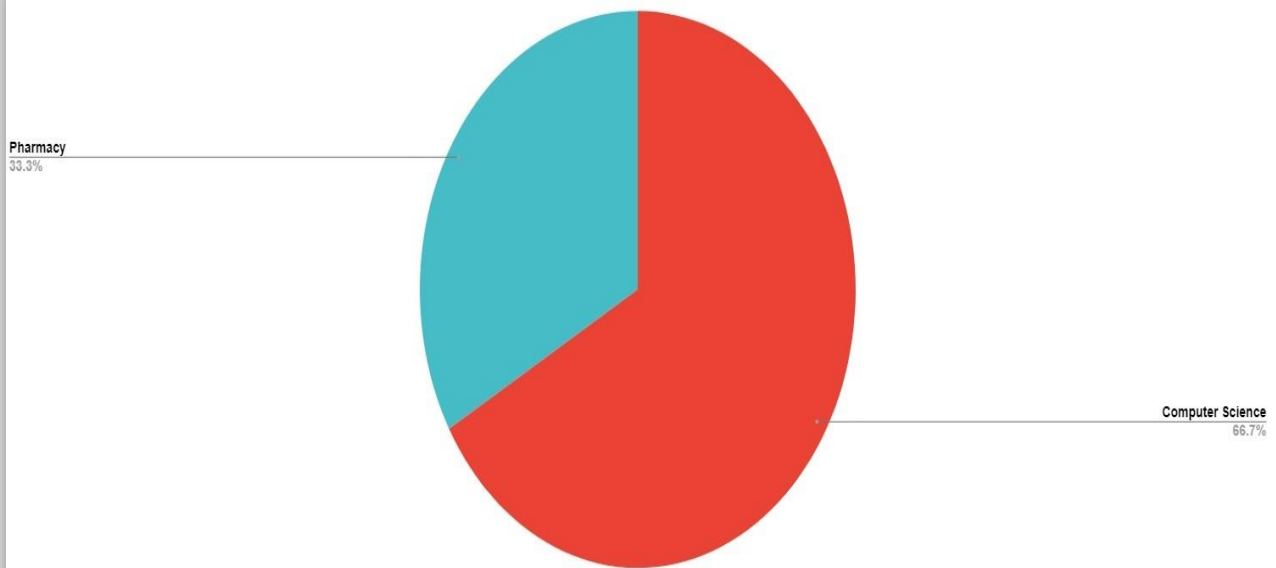
SDG 5:



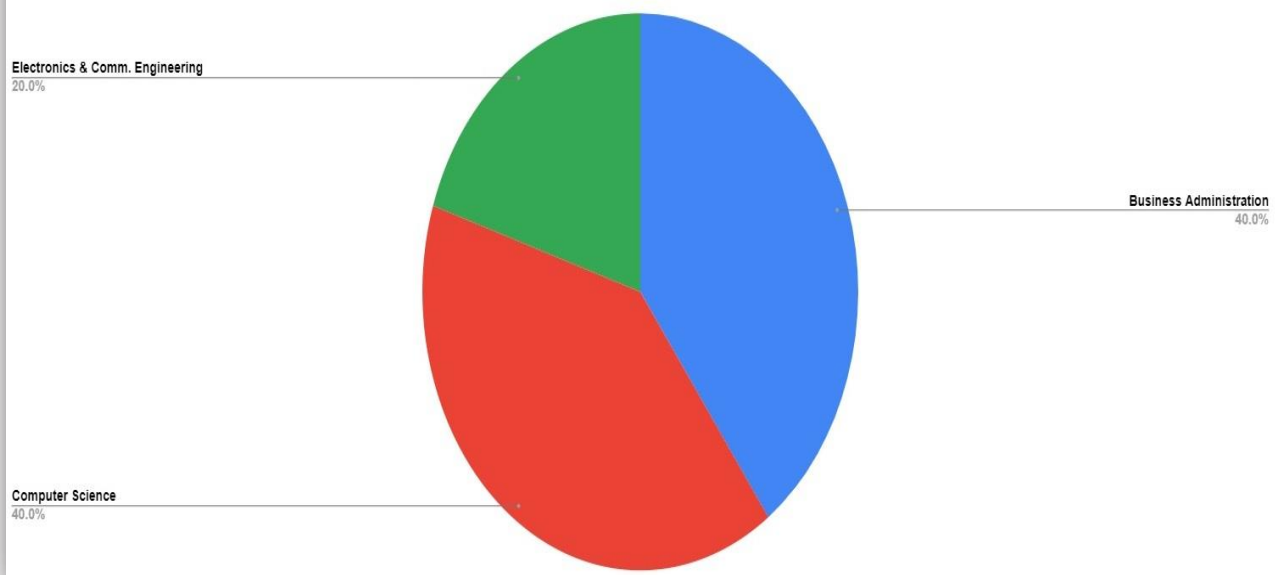
Computer Science  
100.0%

# SDG-Related Research Activities across Different Disciplines (Cont.):

SDG 6: Clean Water and Sanitation

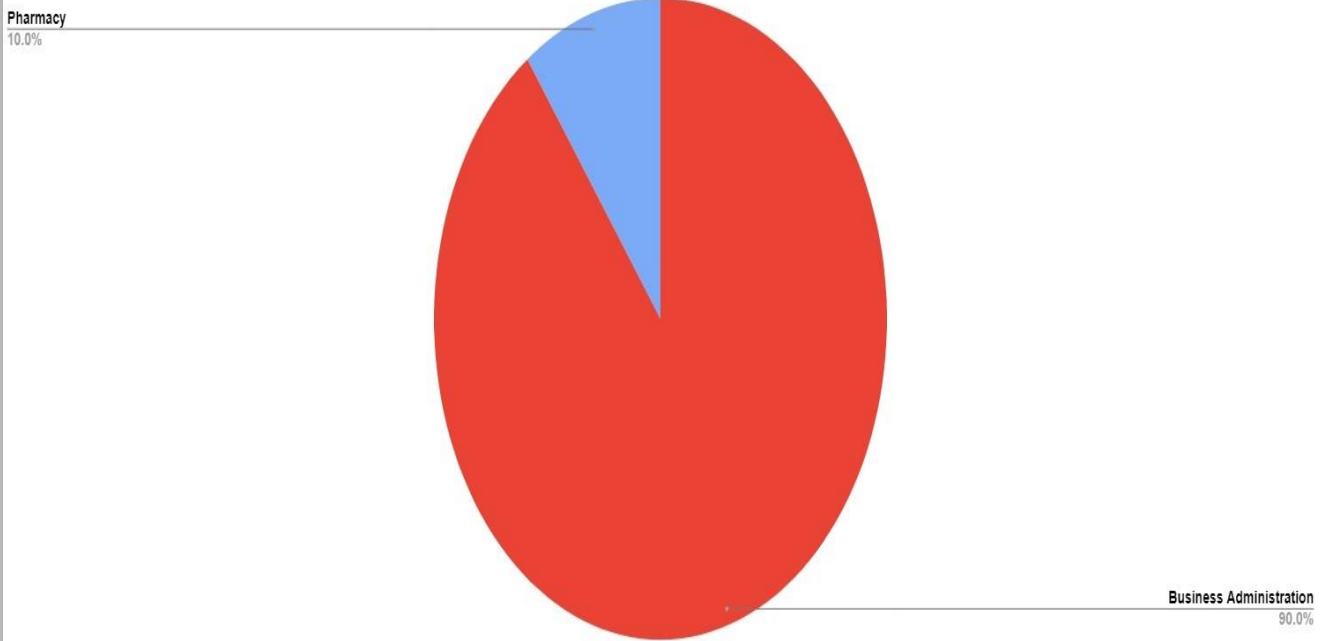


SDG 7: Affordable and Clean Energy

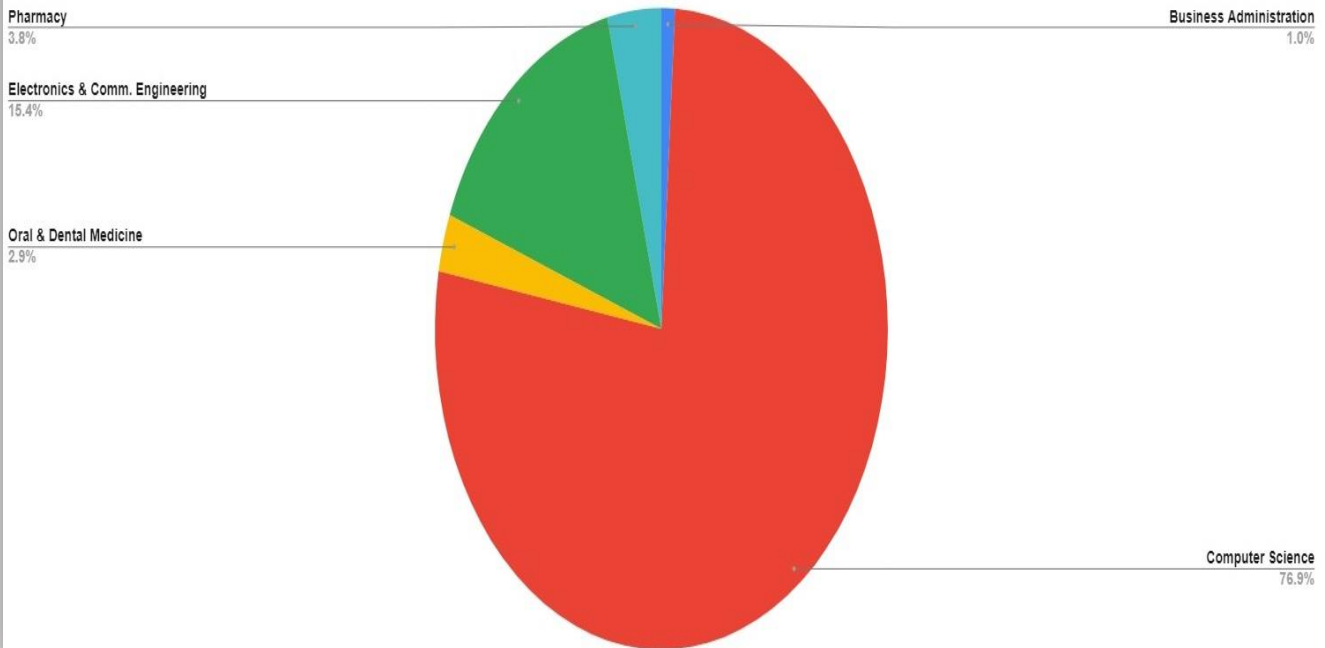


# SDG-Related Research Activities across Different Disciplines (Cont.):

**SDG 8 : Decent Work and Economic Growth.**




**SDG 9 : Industry, Innovation and Infrastructure.**



# SDG-Related Research Activities across Different Disciplines (Cont.):

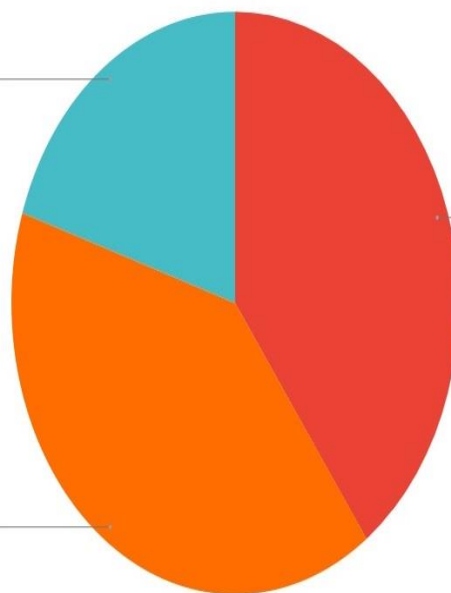
SDG 10 :



Computer Science  
100.0%

SDG 11:

Pharmacy  
20.0%




Computer Science  
40.0%

Mass Communication  
40.0%


# SDG-Related Research Activities across Different Disciplines (Cont.):

SDG 13: Climate Action.



Computer Science  
100.0%


SDG 14: Life Below Water



Computer Science  
100.0%

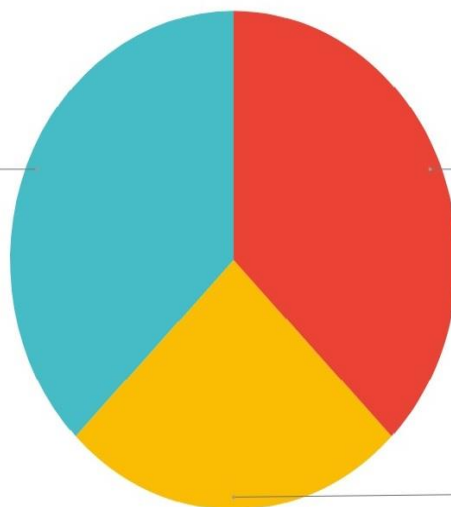
# SDG-Related Research Activities across Different Disciplines (Cont.):

SDG 15: Life on Land



Computer Science  
100.0%

SDG 16: Peace and Justice Strong Institutions.



Pharmacy  
37.5%

Computer Science  
37.5%

Oral & Dental Medicine  
25.0%

## 2. Stewardship:



#	Activity	Date	Target Group	URL
1.	Dental Clinic Complex Treatment Facility	2020-2021	A Total of 14188 Treated Patients	<a href="https://bit.ly/3W5g98x">https://bit.ly/3W5g98x</a> Page 55 & 56
2.	The Faculty of Al Alsun and Mass Communication Organizes its Third Graduate Student Conference on Comparative Media Studies	11/12/2021	Number Of Mass Communication Professors from Different Universities	<a href="https://bit.ly/3F8zfoq">https://bit.ly/3F8zfoq</a>
3.	Faculty of Al Alsun and Mass Communication Organizes a Seminar on Mental Health during and after the COVID-19 Pandemic	10/11/2021	Al Alsun and Mass Communication Staff Members	<a href="https://bit.ly/3gPKI7A">https://bit.ly/3gPKI7A</a>
4.	BioNat 7 Conference	8/10/2021	Pharmacy Faculty Staff Members	<a href="https://bit.ly/3F7JqJS">https://bit.ly/3F7JqJS</a>
5.	Overview of Egypt's Social History IV: Mental Health	25/11/2020	Al Alsun and Mass Communication Students	<a href="https://bit.ly/3FtH3kK">https://bit.ly/3FtH3kK</a>
6.	Awareness of School Students about the Meaning and Importance of Stock Market activities	22/2/2020	School Students	<a href="https://bit.ly/3zke6nc">https://bit.ly/3zke6nc</a>



## 2. Stewardship (Cont.):



#	Activity	Date	Target Group	URL
7.	A Seminar Titled “Overview of Egypt’s Social History IV: Mental Health”	25/11/2020	Al-Alsun Students	<a href="https://bit.ly/3GGznr">https://bit.ly/3GGznr</a>
8.	MIU & BSU Organize a Joint Workshop: Towards a Better Understanding of Impact Ranking 2020	26/10/2020	Members of the University Ranking Committee	<a href="https://bit.ly/2ZW8LUD">https://bit.ly/2ZW8LUD</a>
9.	Hosting a Fun Day for Children with Special Needs	9/3/2020	Children with Special Needs from “The Right to Live” Association	<a href="https://bit.ly/3thgtTA">https://bit.ly/3thgtTA</a>
10.	A Seminar on Ecology & Human Behavior	2/3/2020	Al-Alsun Staff Members	<a href="https://bit.ly/3mzhhd">https://bit.ly/3mzhhd</a>
11.	A Seminar on Career Paths & Opportunities in the Localization Industry	27/2/ 2020	Al-Alsun Students	<a href="https://bit.ly/3mBecRs">https://bit.ly/3mBecRs</a>





## **MIU Dental Clinics Complex: Free Services for All September 2020 - December 2021**

The Dental Clinics Complex (DCC) at the Faculty of Oral and Dental Medicine – Misr International University (MIU) provides all dental services for free to all patients regardless of their gender, socio-economic status, color, race, religion, or nationality. Services include medical examination, checking blood pressure, blood glucose level as well as referral for medical specialists when necessary. DCC applies all measures of prevention and control of infection according to the guidelines of the American Dental Association (ADA) and Centers for Disease Control and Prevention (CDC). Since the announcement of COVID-19 pandemic, the DCC has applied all preventive measures recommended by the World Health Organization (WHO) and other international health bodies. After the lockdown and as of September 2020 the DCC continued receiving patients under strict infection control measures.

The DCC limited the number of patients to not more than 30 new patients and 55 recurring patients per day three days a week. All preventive measures and social distancing rules were applied, and body temperature of each patient was measured before entering the university. By mid-October 2020, receiving the patients was extended to the whole week with limited number of patients per day such that the received number of patients doesn't affect the teaching and practical processes.

This report highlights the services provided for different categories of patients during the period September 2020 to December 2021.



## 1. Distribution of patients according to geographical location, frequency of visits and poverty rates:

The university is settled in Qalyubia governorate; however, it serves patients from all Egyptian governorates. From September 2020 to December 2021, DCC served (9207) new patients and (39545) recurring patients as well as (22) patients from MIU staff. Those patients are from Qalyubia, Cairo, Giza, Sharqia and Dakahlia governorates. The Central Agency for Public Mobilization and Statistics (CAPMAS) in 2018 reported the poverty rates in these governorates to be 20.1, 31.1, 34, 24.3 and 15.2%, respectively. Patients from Cairo, Qalyubia and Sharqia represented the largest number of patients with high frequency of visits. This reflects the university keenness to provide free health services to community sectors with high poverty rates (Figure 1).

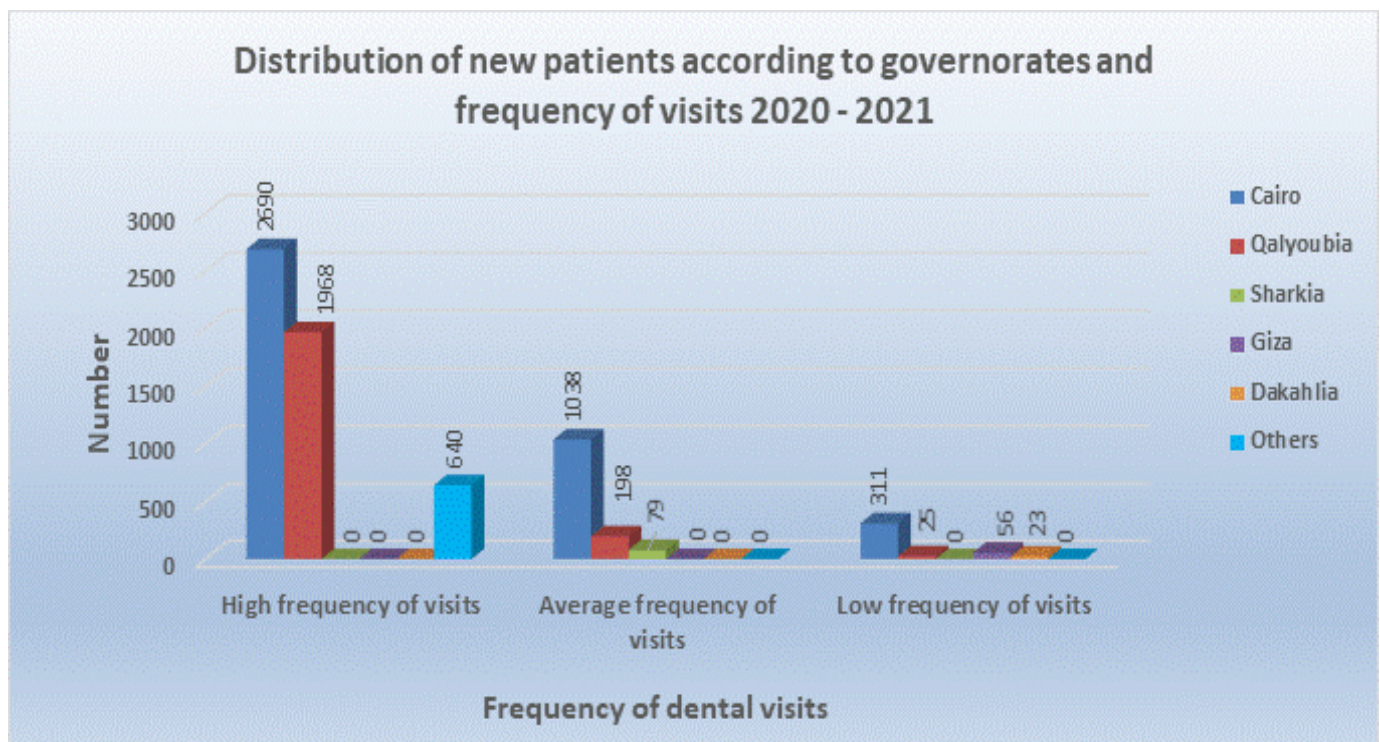


Figure 1. Patients' distribution according to geographical locations and frequency of visits from September 2020 to December 2021

## 2. Non-Egyptian patients including refugees:

The DCC offers its services to all nationalities without discrimination. However, during this reported period, there were no foreign patients. This is because access to the DCC was restricted to emergencies only due to COVID-19 Pandemic.

## 3. Patients' distribution according to gender:

The DCC serves patients from both genders without discrimination. The distribution is presented in (Figure 2). The male: female ratio was 1: 1.14.

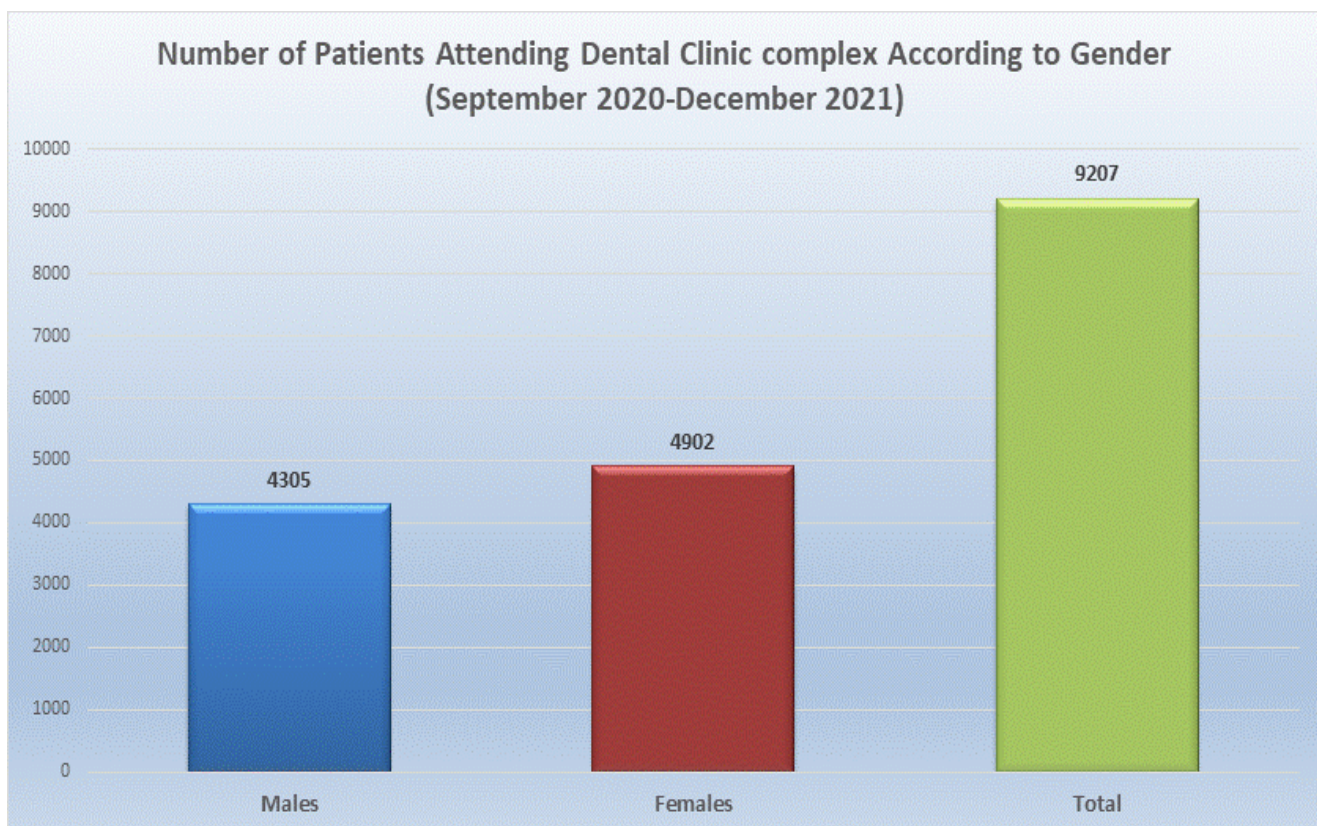


Figure 2. Patients' distribution according to gender from September 2020 to December 2021

#### 4. Patients' distribution according to age categories:

The DCC provides dental treatment to pediatric as well as adult patients. Distribution of patients according to age categories is presented in (Figure 3).

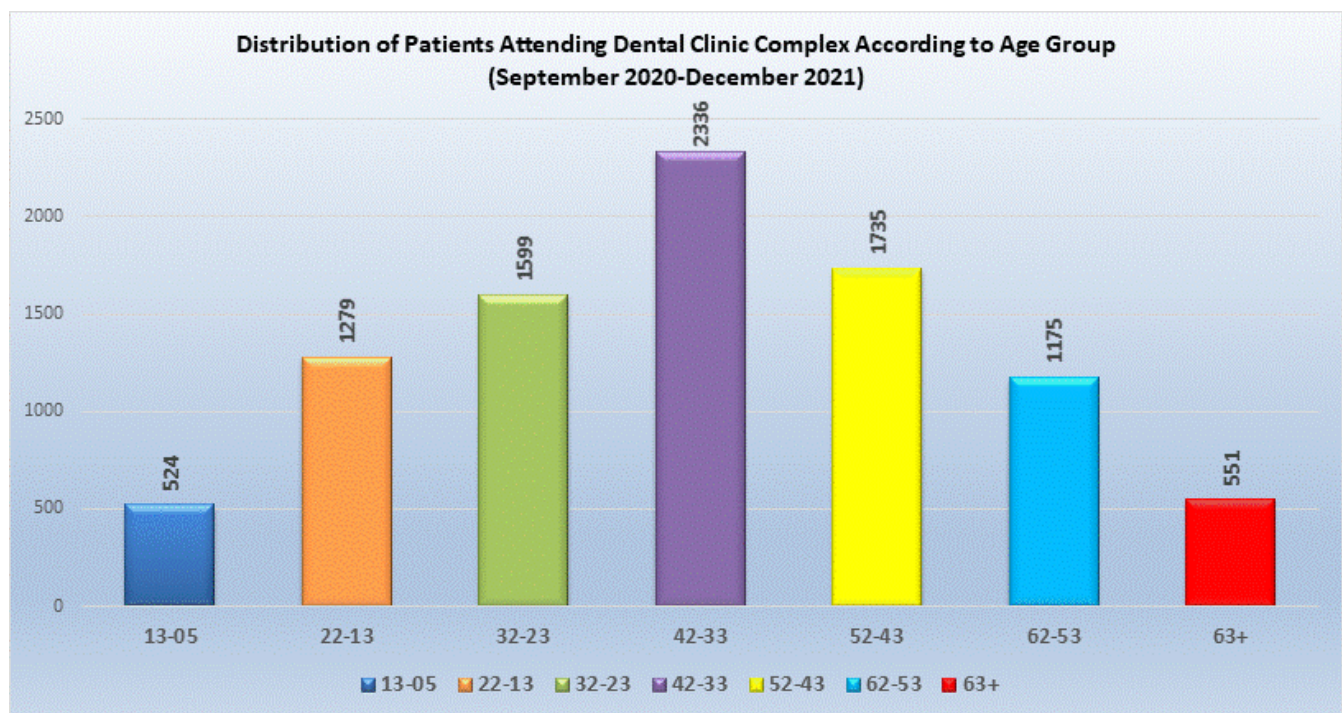


Figure 3. Patients' distribution according to age from September 2020 to December 2021

#### 5. Serving medically compromised patients:

The DCC applies Access to Care policy which states that every new patient must have medical examination in the first visit. Recurring patients are examined regularly, and medical their results are documented in the patients' medical records. Medical examination is carried out by professional teams and there is a Code Blue team for dealing with emergencies. Medical conditions of new patients from September 2020 to December 2021 are presented in (Figure 4). It is worth noting that hypertension was the most common medical condition.

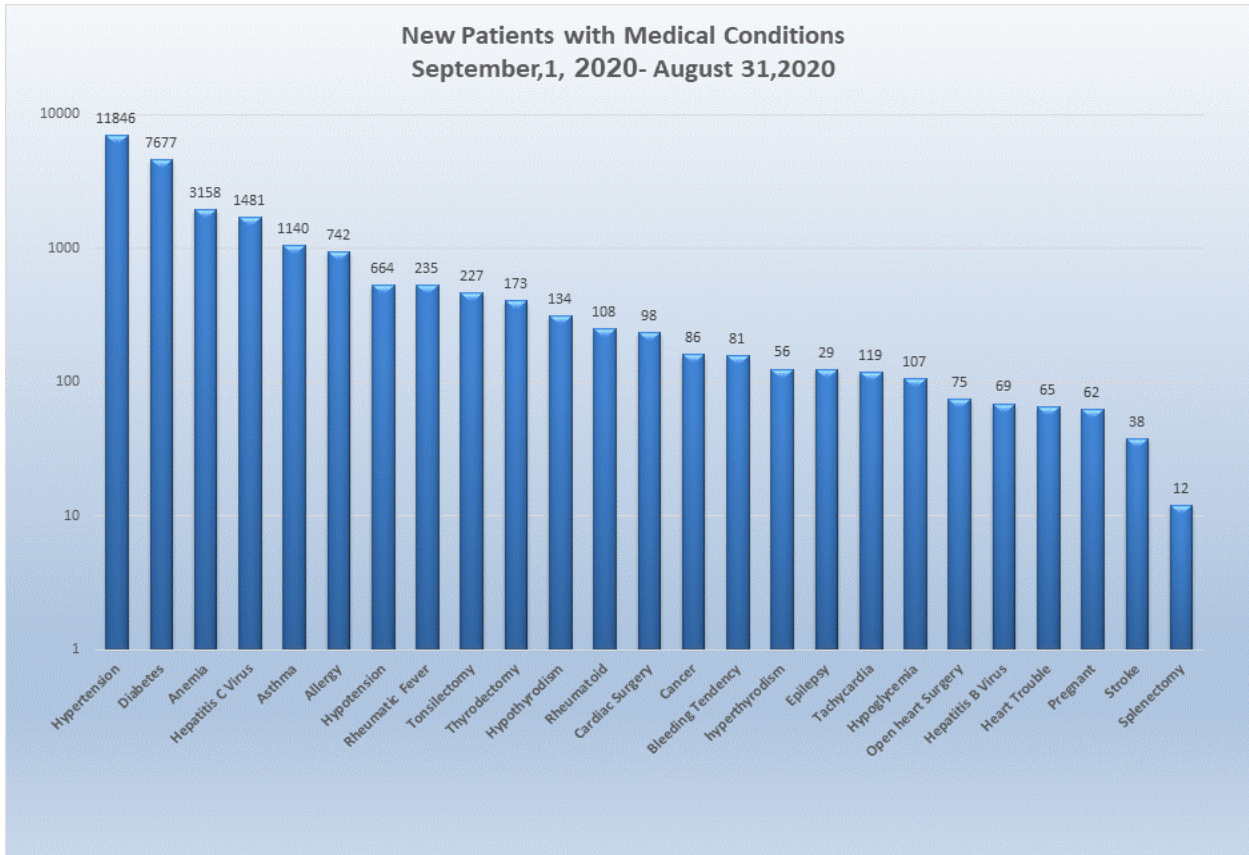


Figure 4. Patients' medical condition from September 2020 to December 2021



# 3. Outreach:



#	Activity	Date	Target Group	URL
1.	Faculty of Al Alsun and Mass Communication visits the "Right to Live" Association Headquarters	14 & 28/12/2021	Right to Live" Association Headquarters	<a href="https://bit.ly/3W5LvFj">https://bit.ly/3W5LvFj</a>
2.	Faculty of Al Alsun and Mass Communication Conducts Workshops at Fatma Al-Zahraa Orphanage	4 & 11/11/2021	Fatma Al-Zahraa Orphanage in Ain Shams	<a href="https://bit.ly/3sD2KHe">https://bit.ly/3sD2KHe</a>
3.	MIU Theater Presents Second Play, "The Room" at Hosapeare Theater	1/11/2021	Mass Communication Students	<a href="https://bit.ly/3Dh2hiO">https://bit.ly/3Dh2hiO</a>
4.	The Faculty of Al Alsun and Mass Communication Honors Visually Impaired Students	14/7/2021	Model Center for the Care of the Blind in Al-Zaytoun	<a href="https://bit.ly/3W73UIy">https://bit.ly/3W73UIy</a>
5.	MIU gives Donations to El- Homeyat Hospital During Month of Ramadan	21/4/2020	Staff Members and Workers in El-Homeyat Hospital	<a href="https://bit.ly/3DMqb7w">https://bit.ly/3DMqb7w</a>
6.	Faculty of Al Alsun and Mass Communication Raises Awareness of Sustainable Water Consumption among Primary School Children	6/3/2020	Primary School Children in Mogama Alexandria Primary School in Al Salam City	<a href="https://bit.ly/3SHaO4D">https://bit.ly/3SHaO4D</a>



## 3. Outreach (Cont.):



#	Activity	Date	Target Group	URL
7.	Fourth Year Students Visit Modern Education School	5/3/2020	Modern Education School Students	<a href="https://bit.ly/3sTviFH">https://bit.ly/3sTviFH</a>
8.	Dental Interns Visit "Right for Life" Association for Mental Disabilities	12/2/2020	Right for life Association for Mental Disabilities in Heliopolis	<a href="https://bit.ly/3DzENqO">https://bit.ly/3DzENqO</a>
9.	Online Lecture in Sheikh Zayed City on Computer Skills	14/11/2020	Sheikh Zayed Residents	<a href="https://bit.ly/3CGQysG">https://bit.ly/3CGQysG</a>
10.	Raising Awareness of Sustainable Water Consumption among Primary School Children	6/3/2020	Mogama'a Alexandria Primary School Children	<a href="https://bit.ly/3pXpj9y">https://bit.ly/3pXpj9y</a>
11.	Modern Education School Field Trip	5/3/2020	High School Students	<a href="https://bit.ly/3jV624Y">https://bit.ly/3jV624Y</a>





# 3. Outreach (Cont.):



#	Activity	Date	Target Group	URL
12.	Modern Education School Field Trip	27/2/2020	Middle School Students	<a href="https://bit.ly/2Yd4oE8">https://bit.ly/2Yd4oE8</a>
13.	Modern Education School Field Trip	20/2/2020	Kindergarten School Students	<a href="https://bit.ly/2ZUPNhc">https://bit.ly/2ZUPNhc</a>
14.	The “Right to Live” Association for Special Needs Field Trip	3/2/2020	Association of Special Needs Participants	<a href="https://bit.ly/3jXKuEM">https://bit.ly/3jXKuEM</a>



# 4. Teaching:



#	Activity	Date	Target Group	URL
1.	The University Participation in the Conference of the World Forum on Higher Education and Scientific Research	8-10/12/2021	MIU Staff Members	<a href="https://bit.ly/3z1GRoP">https://bit.ly/3z1GRoP</a>
2.	MIU Alumni Join the Teacher Certification Professional Development Program certified by Florida Atlantic University	14/11/2020 to 19/12/2020	Graduates of Faculty of Al Alsun and Mass Communication	<a href="https://bit.ly/3DeLKMU">https://bit.ly/3DeLKMU</a>
3.	MIUCC'21 – Faculty of Computer Science Organizes its First International Conference	26-27/5/2021	Young Researchers	<a href="https://bit.ly/3DkVITH">https://bit.ly/3DkVITH</a>
4.	International Mobile, Intelligent, and Ubiquitous Computing Conference (MIUCC 2021)	26-27/5/2021	Young Researchers	<a href="https://bit.ly/3TwalDq">https://bit.ly/3TwalDq</a>
5.	“Academic Peer Review: Eligibility and Process” Seminar	20/5/2021	Faculty Members and Teaching Assistants, Faculty of Pharmacy	<a href="https://bit.ly/3FnAQXC">https://bit.ly/3FnAQXC</a>
6.	Faculty of Al Alsun & Mass Communication Organizes a Seminar on Proper Nutrition during the COVID-19 Pandemic	12/4/2021	Students from the Faculty of Al Alsun and Mass Communication	<a href="https://bit.ly/3gTecfr">https://bit.ly/3gTecfr</a>
7.	MCM Holds Second Graduate Student Conference on Comparative Media Studies	12/12/2020	Several Mass Communication Professors from Different Universities	<a href="https://bit.ly/3TOIUWs">https://bit.ly/3TOIUWs</a>



# 4. Teaching (Cont.):



#	Activity	Date	Target Group	URL
8.	Faculty of Computer Science Organizes Online Lecture in Sheikh Zayed City	14/11/2020	People living in Sheik Zayed City	<a href="https://bit.ly/3DPic5S">https://bit.ly/3DPic5S</a>
9.	Misr International University Best Partner for Education First Initiative	5/9/2020	Faculty Members of Al-Alsun and Mass Communication	<a href="https://bit.ly/3SHEz5g">https://bit.ly/3SHEz5g</a>
10.	Misr International University Best Partner for Education First Initiative	5/9/2020	Faculty of Al-Alsun & Mass Communication	<a href="https://bit.ly/3BxBcVL">https://bit.ly/3BxBcVL</a>
11.	Hands-On Online Training for Al-Alsun Students by Al Ahram Regional Institute for Journalism	10/2020	Al-Alsun Students	<a href="https://bit.ly/3mzINim">https://bit.ly/3mzINim</a>
12.	Training Workshop on Trados SDL Studio	28/12/2020	Al Alsun Faculty Staff Members	<a href="https://bit.ly/3EBIYzV">https://bit.ly/3EBIYzV</a>
13.	A Workshop on Becoming an SDG-Engaged University: Organizing an Interdisciplinary Research Forum	9/12/2020	Al Alsun & Mass Communication Staff Members	<a href="https://bit.ly/2ZOn51D">https://bit.ly/2ZOn51D</a>
14.	Online Workshops on Enhancing Professional and Soft Skills	23-30/12/2020	Al Alsun Faculty Staff Members	<a href="https://bit.ly/3qjAsl8">https://bit.ly/3qjAsl8</a>



## 4. Teaching (Cont.):



#	Activity	Date	Target Group	URL
15.	The Center of Excellence in Translation and Localization Organizes a Five-Day Workshop on Conference Interpreting	5/2/2020	MIU and Graduates of Other Universities	<a href="https://bit.ly/3w9CpBJ">https://bit.ly/3w9CpBJ</a>
16.	Prof. Nazer Z. Alsharif's Visit to the Faculty of Pharmacy	23/2-5/3/2020	3rd year Pharmacy Students	<a href="https://bit.ly/3o24OG8">https://bit.ly/3o24OG8</a>
17.	Prof. Rowena Schwartz's Visit to the Faculty of Pharmacy	24/2-3/3/2020	5th year Pharmacy Students	<a href="https://bit.ly/31rpU9e">https://bit.ly/31rpU9e</a>
18.	A Workshop Titled: "How to perform First Aid"	24/2/2020	The Faculty of Al-Alsun & Mass Communication	<a href="https://bit.ly/3A0Knyl">https://bit.ly/3A0Knyl</a>
19.	iTranslate Career Development Seminar Hosted by the Center of Excellence in Translation and Localization	2/3/ 2020	Al-Alsun and Mass Communication Senior Students & Alumni	<a href="https://bit.ly/3pWq2b9">https://bit.ly/3pWq2b9</a>



# Summary

The present section highlights the continuous efforts that the university makes towards achieving the goals set in the United Nations Sustainable Development Goals (SDGs) and Sustainable Development Strategy (SDS): Egypt Vision 2030. The leading role taken up by MIU in this regard has been translated into a sustainable development action plan that classifies activities in four main areas: research, stewardship, outreach, and education.

Generally, there is improvement in MIU total score and rank in 2022 despite the restrictions imposed by the COVID-19 pandemic, which disrupted the educational process. This improvement is especially significant as the number of universities went up from 1118 in 2021 to 1406 in 2022. The highest scores are obtained in SDG 3, SDG 12 and SDG 16. SDG 11 shows the highest improvement followed by SDG 1 then SDG 4.

Although MIU research output is still modest, it is higher than the previous years. More SDGs-oriented studies were published thanks to an increased awareness among faculty members of the importance of the UN sustainability agenda and Egypt Vision 2030. Not having many faculties/specializations is one of the main reasons behind the limited percentage of research contributions. To encourage further research, MIU has continued its collaboration with the Egyptian Knowledge Bank, providing scholars with access to prestigious databases in various specializations, and allowing them the chance to attend workshops about academic writing tips and publishing strategies.

# Summary(Cont.)

COVID-19 lockdown had its impact on MIU stewardship and outreach. The events calendar had to be modified. Many activities were either shifted online or cancelled altogether. With the gradual ease of restrictions, community service events and visits were resumed. During the past year, increased attention was given to people with special needs in order to raise the students' awareness and interest in serving this oft-marginalized population. The university also gave special attention to mental health by organizing a series of seminars addressing different mental health disorders.

The university commitment towards the surrounding communities has necessitated keeping the doors of the Dental Clinic Complex (DCC) open despite COVID-19 outbreak. However, the service was allowed for emergencies and under strict conditions. Infection control protocol was applied to the letter, following the recommendations and guidelines of the World Health Organization. This was reflected in a zero percent infection rate.

# Summary(Cont.)

At the educational level, a number of online and on-campus conferences, seminars, and workshops were organized. Forms of collaboration with the industry continued in all faculties in order to equip the students with practical hands-on skills.

Just like all other academic institutions globally, MIU experienced challenges during the COVID-19 outbreak. However, being a policy-based institution, MIU managed to sustain its contributions to the community at large on both the academic and non-academic levels. It is hoped that the coming years will bring along further opportunities for improvement and more considerable achievements.

The next section lists a number of recommendations and suggestions for improvement that the university intends to follow to consolidate its position and reputation internationally.

# Recommendations and Future Plans

Believing that creating a performance improvement plan is crucial to achieve further success, MIU has always been open to new and innovative ideas that can further enhance its position as an active, community-engaged institution. Following is a number of recommendations and suggestions that are intended to be put into practice to help the university achieve its mission towards creating a sustainable world:

1. Organizing more workshops and lectures for the university faculty members to raise awareness about the UNSDGs.
2. Updating curricula to allow for more integration of the SDGs. Projects and research papers conducted by the faculty members and students should be directed to serve community problems.
3. Performing SWOT analysis for each SDG performance to detect points of strength, weakness, opportunities, and threats.
4. Prioritizing research activities and using SDGs' keywords in all research conducted by university staff.



# Recommendations and Future Plans (Cont.)

5. Instructing faculties to post all events and activities organized on MIU website.
6. Incorporating more SDGs within the University activities through holding brainstorming sessions for Faculty coordinators to discuss recommendations for ways to integrate the SDGs in various disciplines, offering innovative community services.
7. Engaging Staff members in the Ranking application process by discussing relevant updates during the University Council meetings and publishing such news on the MIU website.

**Finally, MIU reiterates its commitment to continue its efforts to ensure that research contributions, community-oriented activities, and academic programs are all directed to prepare qualified graduates and responsible citizens who can contribute to the creation of a sustainable future.**








 19648

 [www.miuegypt.edu.eg](http://www.miuegypt.edu.eg)

 Km 28 Cairo - Ismailia Road (Ahmed Orabi District), Egypt