

Impact Ranking

2019 - 2020

QUALITY

19648

www.miuegypt.edu.eg

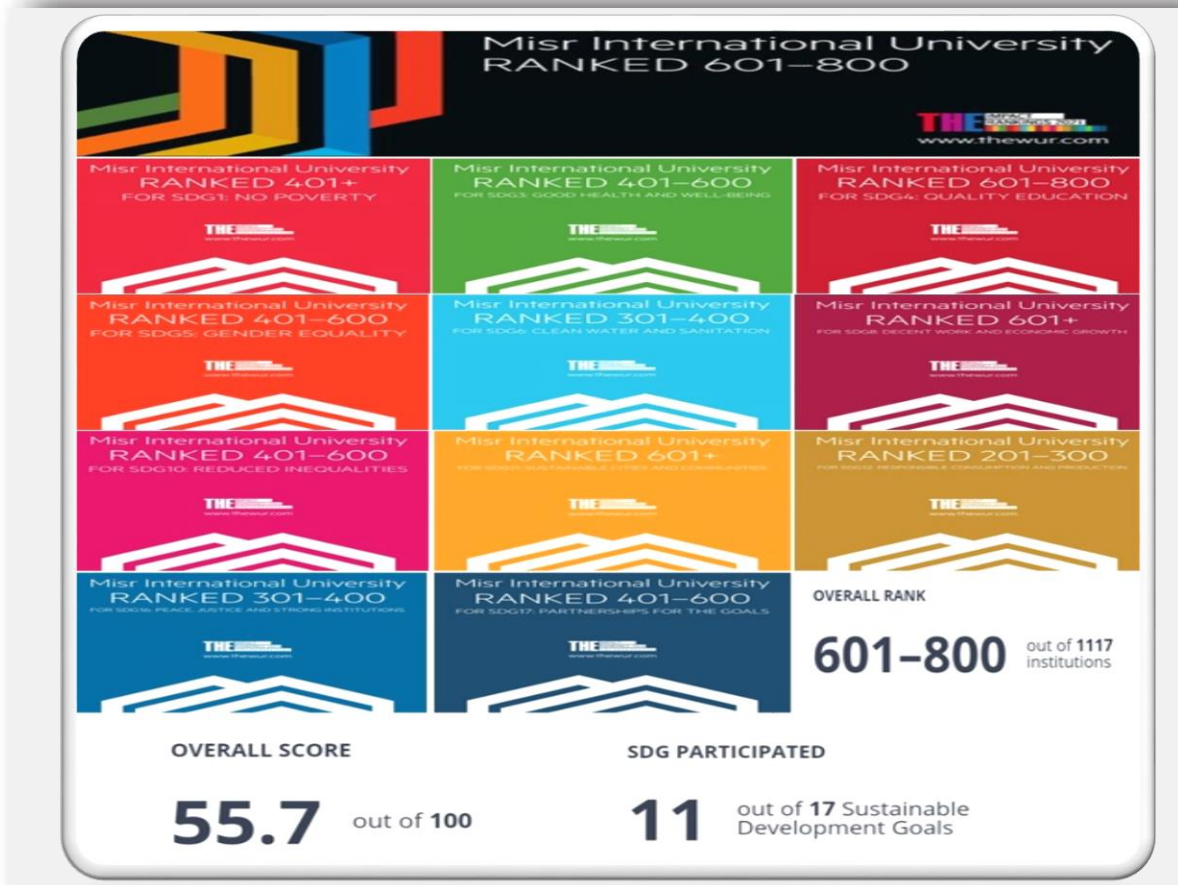
Table of Contents

Introduction	4
Results of Last Year Impact Ranking	6
Evaluation of Impact Ranking between 2018 & 2019....	13
Four Pillars of Excellence	25
Research	27
Stewardship	47
MIU Dental Clinics Complex: Free Services for All	51
Outreach	56
Education	58
Summary.....	61
Recommendations and Future Plans	66

For the second year in a row, Misr International University occupies a distinguished position globally according to the prestigious Times Higher Education World University Rankings (THE). MIU ranked 601-800 among world universities.

The University ranked 201-300 in achieving SDG12 "Responsible Consumption and Production", ranked 301-400 in achieving SDG6 "Clean Water and Sanitation" and SDG16 "Peace, Justice and Strong Institutions", and ranked 401-600 in achieving four SDGs, including SDG3 "Good Health and Well-Being".

(THE) includes indicators for evaluating universities according to the United Nations Sustainable Development Goals (SDGs). Classifying MIU for the second time among the best universities worldwide reflects its keenness to direct the educational process and scientific research towards serving the community and contributing to development plans.



Introduction



After being listed among the universities that contribute to creating a positive change in society for two consecutive years according to Times Higher Education Impact Rankings, Misr International University has used rankings as a benchmark to maintain institutional reputation and achieve further progress.



While so far the positions occupied by the University are not as high as we strive, we understand that this is just the beginning, and such modest achievement can play a pivotal role in shaping the decisions made by the University towards higher ranks.

The United Nations Sustainable Development Goals (UNSDGs) have framed the actions taken by our institution, and have motivated us to shift further towards community-engaged teaching and research. Thus, education and research are no longer viewed as an end themselves, but as a means towards the noble end of creating a better sustainable future. Serving the community has become an ultimate target that supersedes any other one.

The activities launched by the University during the past year and a half have covered various SDGs as those that were covered last year, namely, SDG1, SDG3, SDG4, SDG5, SDG6, SDG7, SDG8, SDG10, SDG11, SDG12, SDG16, and SDG 17. While progress is not yet being made at the pace we aspire, we hope that the few coming years could usher in a new chapter of tireless endeavors to achieve all the SDGs.

The following report highlights the University's major contributions to this end.



Results of Last Year Impact Ranking

OVERALL SCORE

55.7 out of **100**

OVERALL RANK

601–800 out of **1117**
institutions

SDG PARTICIPATED

11 out of **17** Sustainable
Development Goals

1 

NO POVERTY

SCORE **29.8** RANK **401+** out of 591 institutions



3 

GOOD HEALTH AND WELLBEING

QUALIFYING SDG - 26% OF OVERALL


SCORE **54.8** RANK **401-600** out of 871 institutions



4

QUALITY EDUCATION

SCORE **35.8** RANK **601-800** out of **966** institutions

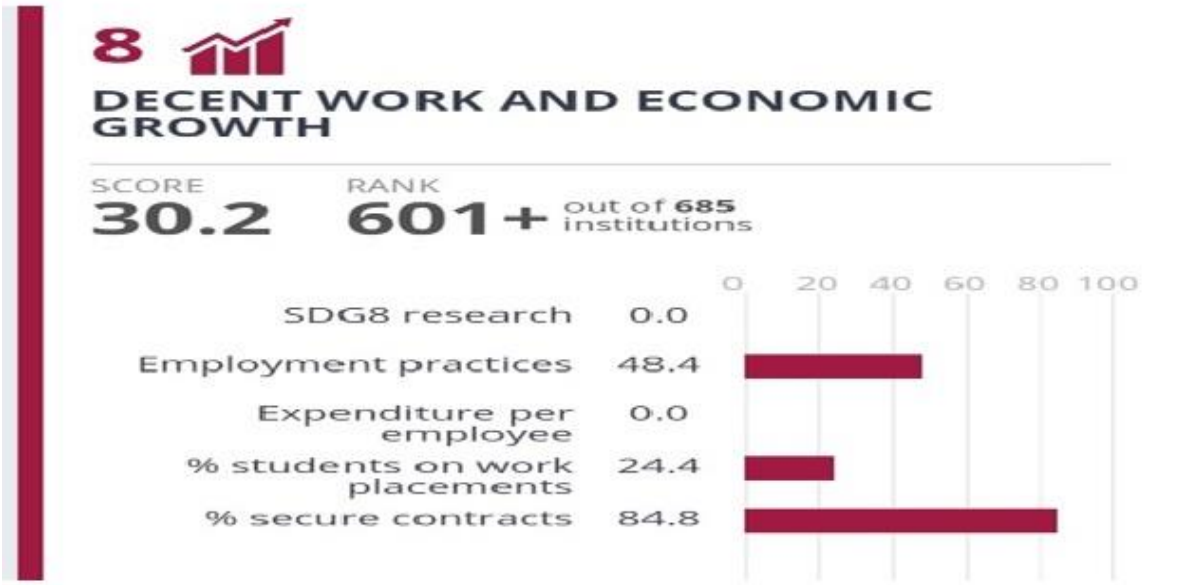
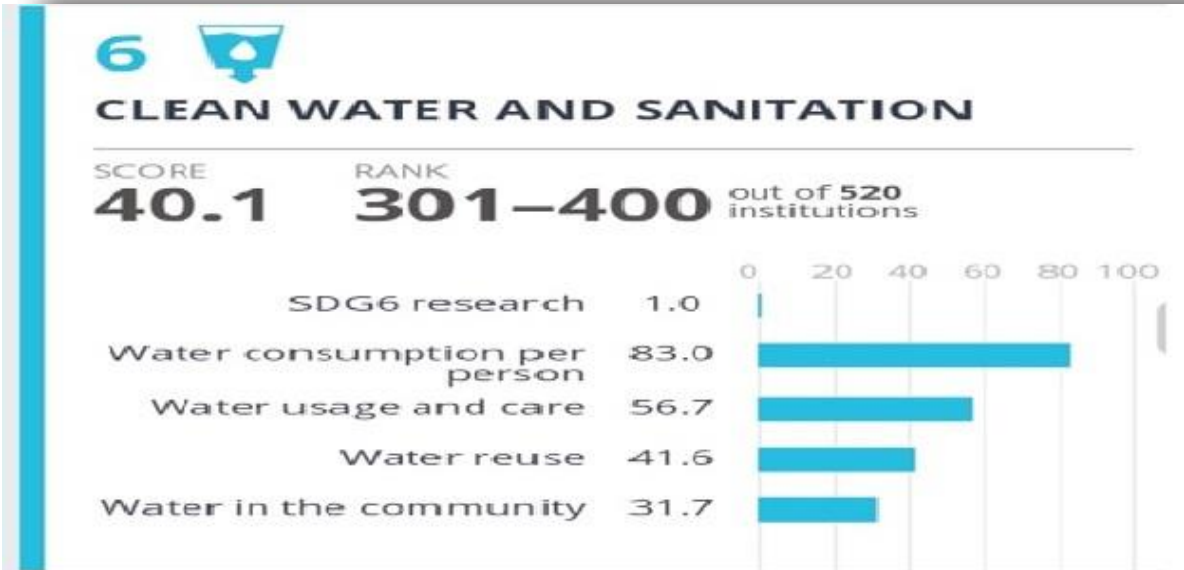


5

GENDER EQUALITY

SCORE **39.3** RANK **401-600** out of **776** institutions

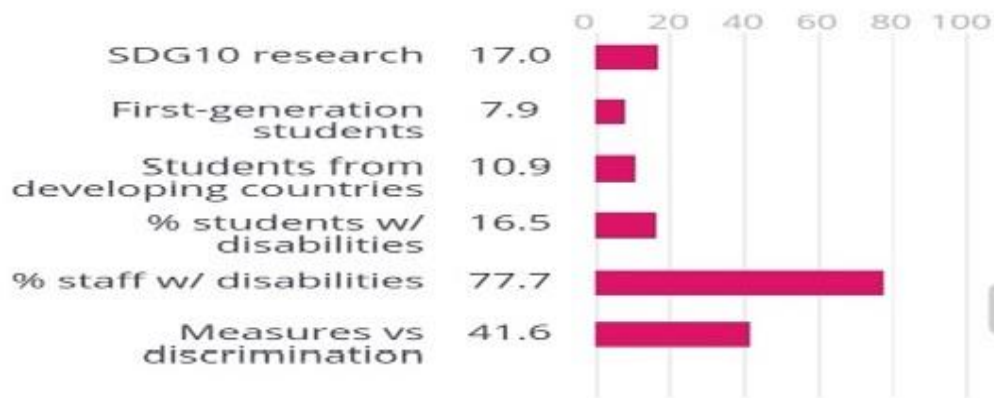




10

REDUCED INEQUALITIES

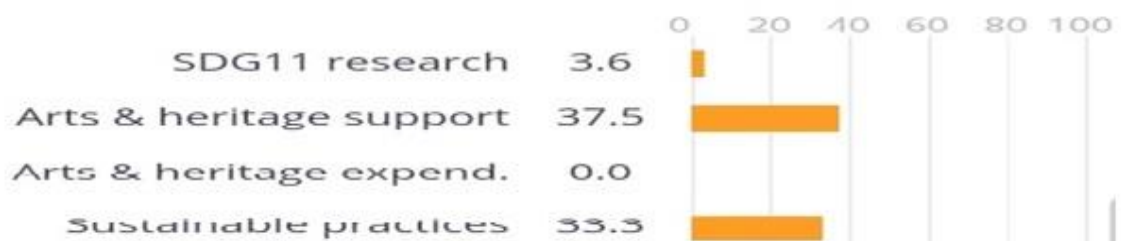
SCORE **26.2** RANK **401-600** out of **669** institutions



11

SUSTAINABLE CITIES AND COMMUNITIES

SCORE **21.2** RANK **601+** out of **656** institutions

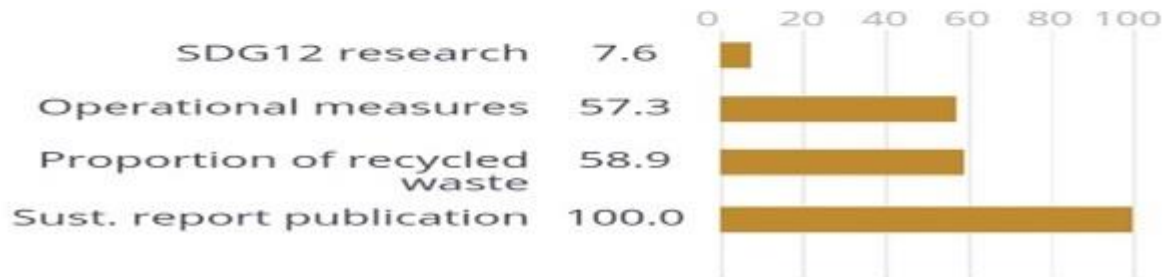


12 ∞

RESPONSIBLE CONSUMPTION AND PRODUCTION

QUALIFYING SDG - 26% OF OVERALL

SCORE **52.6** RANK **201-300** out of 503 institutions

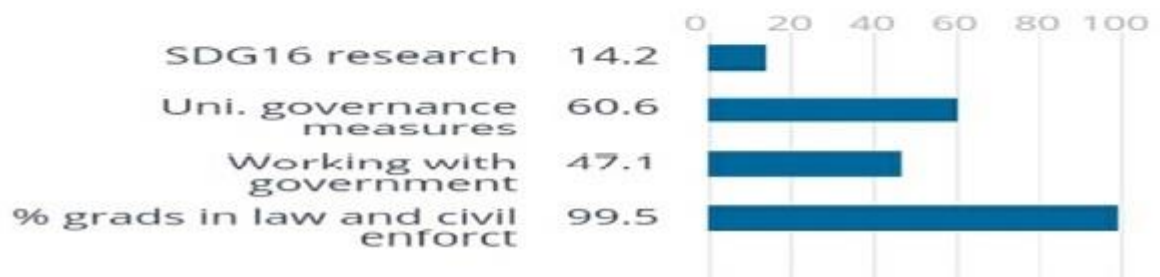


16

PEACE, JUSTICE AND STRONG INSTITUTIONS

QUALIFYING SDG - 26% OF OVERALL

SCORE **54.0** RANK **301-400** out of 653 institutions



17

PARTNERSHIP FOR THE GOALS

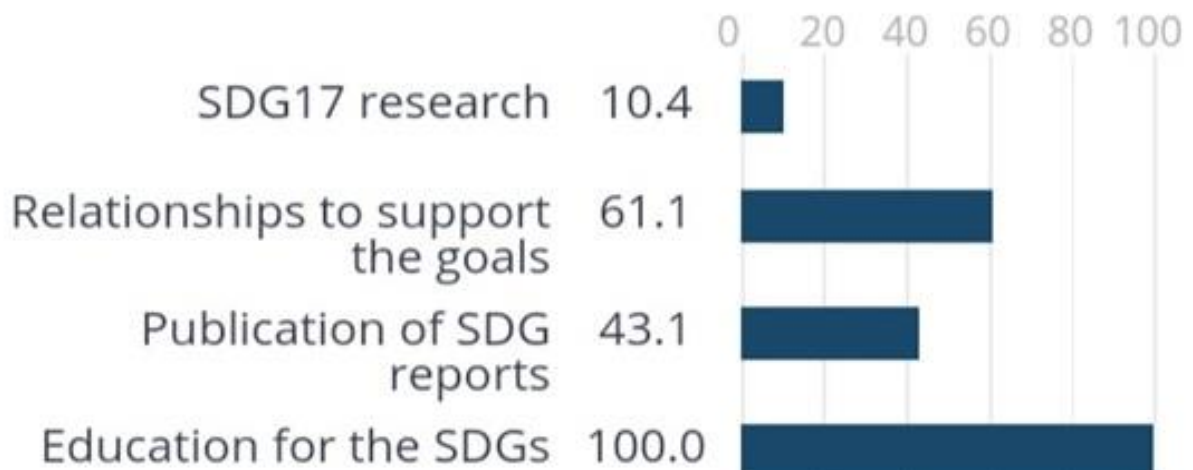
MANDATORY QUALIFYING SDG - 22% OF OVERALL

SCORE

53.1

RANK

401-600 out of **1154** institutions



Evaluation of Impact Ranking between 2018 & 2019

Misr International University has participated in Times Higher Education (THE) Impact Rankings for two years: 2018 and 2019. The total score was 46/100 in 2020 which increased to 55.7/100 in 2019 with 21.1% improvement in score (Figure 1). The University rank was 601+ out of 768 universities in 2018 while it was 601 – 800 out of 1118 universities in 2019 (Table 1).

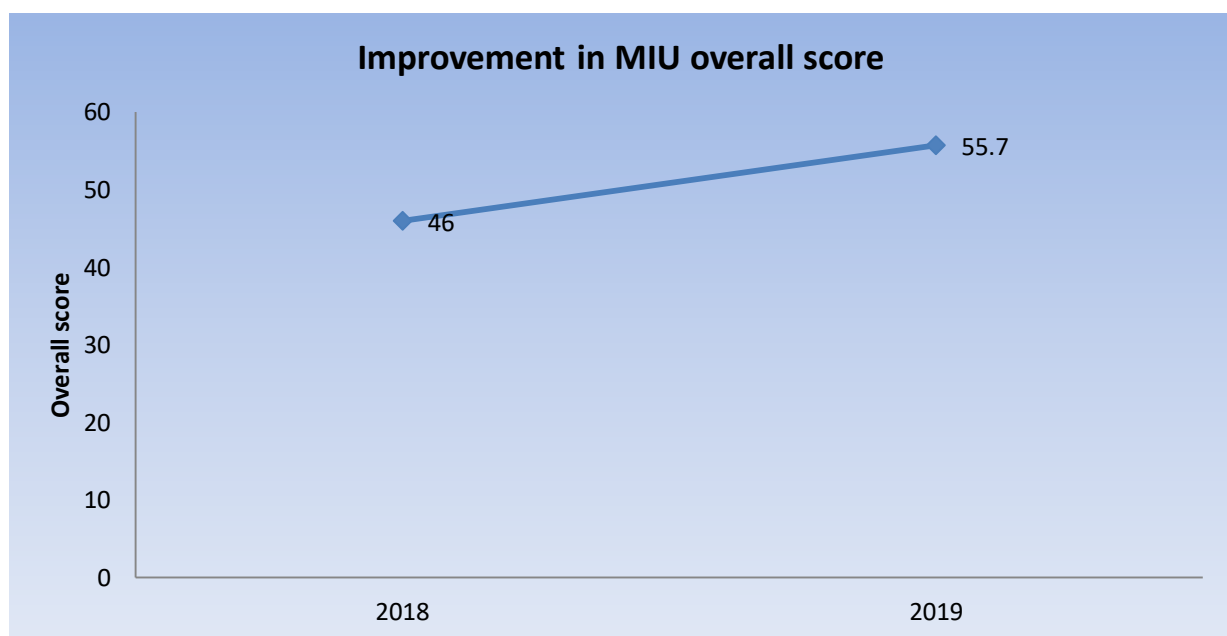


Figure 1. Improvement in MIU total impact ranking scores in 2018 and 2019

Table 1. Total ranking scores in 2018 and 2019.

Rank	2018	Rank	2019
1 – 100	>83.4	1 – 100	>85.6
101 – 200	75.4 – 83.3	101 – 200	77.5 – 85.2
201 – 300	68.2 – 75.3	201 – 300	71 – 77.4
301 – 400	61.5 – 68.1	301 – 400	66.3 – 70.9
401 – 600	46.7 – 61.4	401 – 600	56.6 – 66.2
601+ [601 – 768]	9.5 – 46.6	601 – 800	47.6 – 56.5
		801 – 1000	36.5 – 47.5
		1001+ [1001 – 1118]	9.2 – 36.4
MIU Score	46		55.7

Results of SDGs' Scores in 2018 and 2019

In 2018, MIU participated with seven goals namely: SDG 1, SDG 3, SDG 4, SDG 5, SDG 6, SDG 10 and SDG 17. The highest scores were obtained with SDG 3, SDG 5 and SDG 6. In 2021, the university participated in 11 goals namely: SDG 1, SDG 3, SDG 4, SDG 5, SDG 6, SDG 8, SDG 10, SDG 11, SDG 12, SDG 16 and SDG 17. The highest scores were obtained with SDG 16, SDG 3 and SDG 12 (Figure 2).



Figure 2. Results of SDGs' scores in 2018 and 2019

Assessment of Improvement in Different SDGs

1. SDG 1 (No Poverty)

SDG 1 consists of four metrics. The University has achieved improvement in two metrics: Anti-poverty program – university, and Anti-poverty program – community. Although there was deterioration in research and percentage of financial aid metrics, there was 32.4% improvement in the total score (Figure 3).

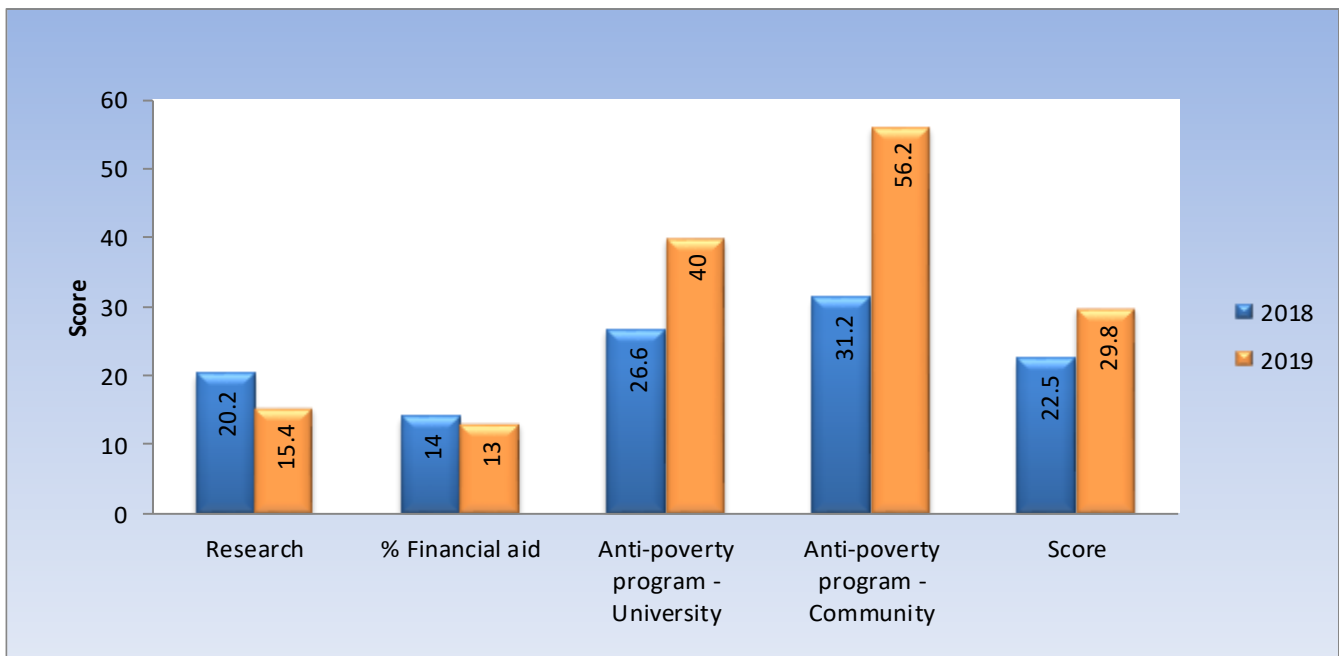


Figure 3. Performance in SDG 1 of impact rankings 2018 and 2019

2. SDG 3 (Good Health and Well-Being)

SDG 3 recorded the highest score in 2019 and the second highest score in 2020. The goal consists of three metrics. The University has improved in two of them: Research, as well as collaboration and health services. There was deterioration in number of graduates in health. However, there was 5.6% improvement in the total score (Figure 4).

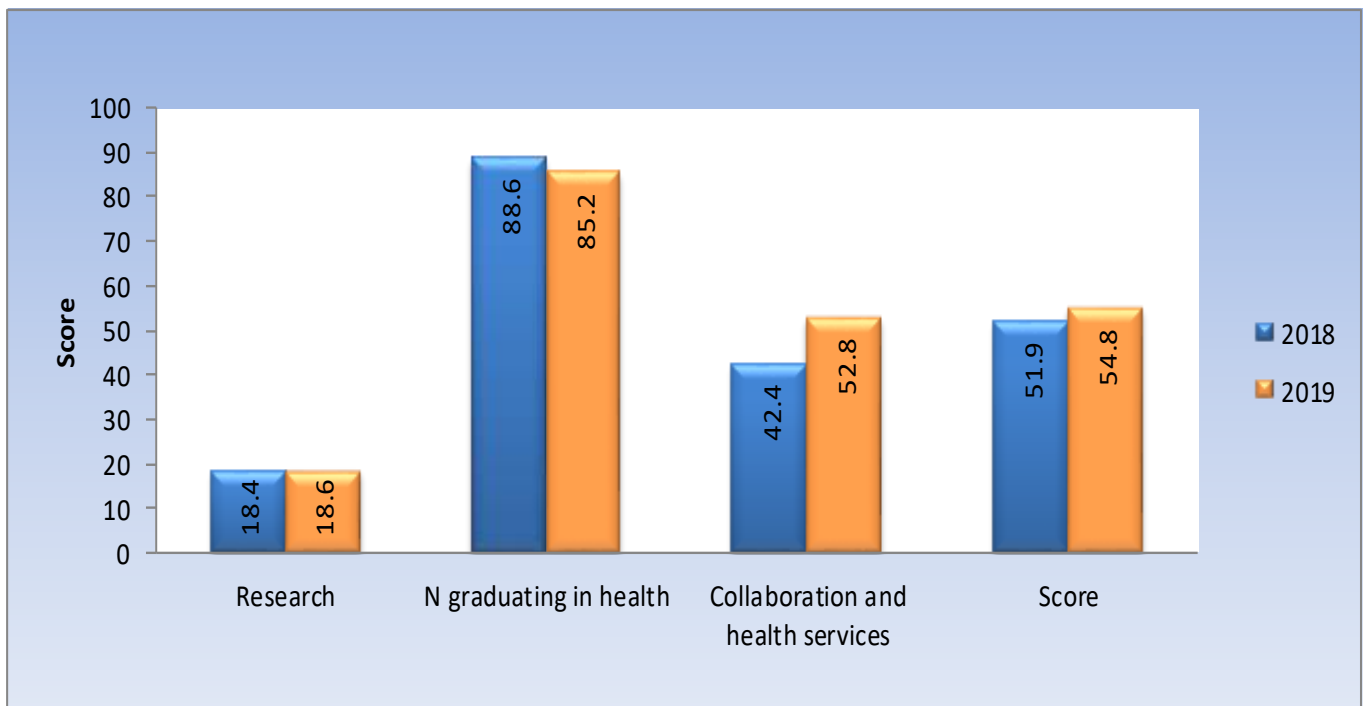


Figure 4. Performance in SDG 3 of impact rankings 2018 and 2019

3. SDG 4 (Quality Education)

SDG 4 consists of four metrics. The University has achieved progress in three metrics: Research, lifelong learning measures and percentage of first generation students while there was deterioration in the percentage of graduates with teaching qualities metric. However, there was 51.1% improvement in the total score (Figure 5).

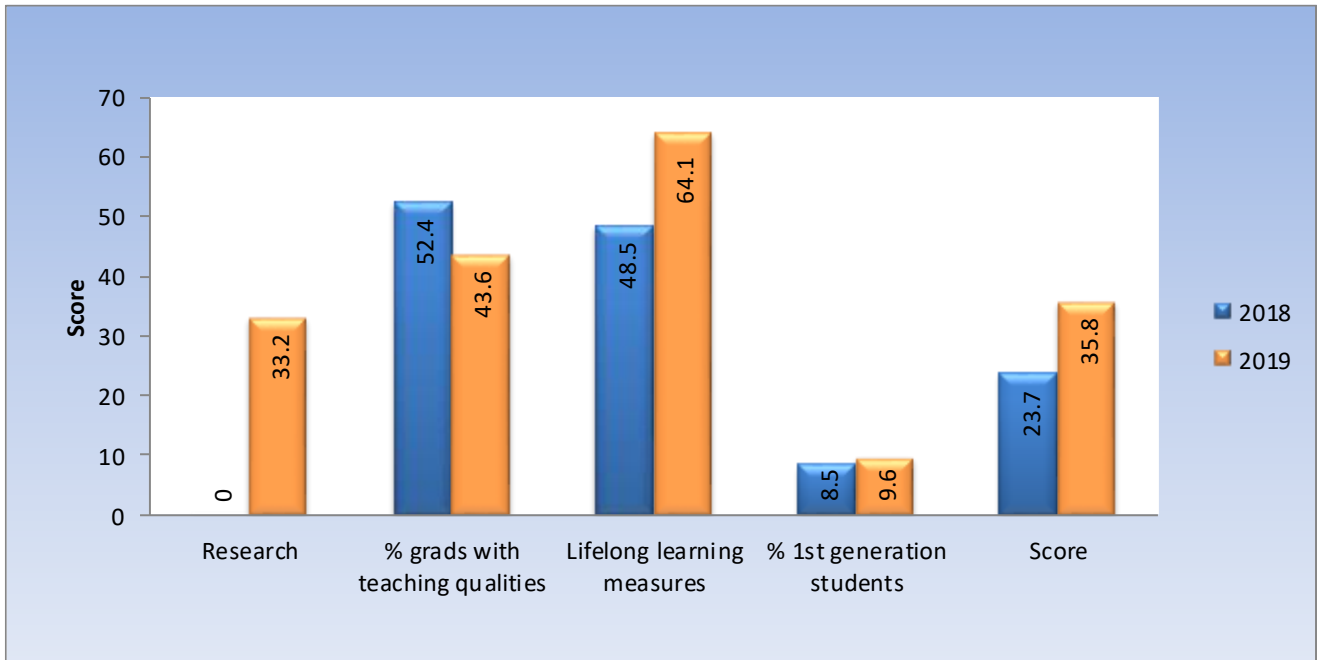


Figure 5. Performance in SDG 4 of impact rankings 2018 and 2019

4. SDG 5 (Gender Equality)

SDG 5 recorded the second highest score in 2018. The goal consists of six metrics. The University has showed improvement in two metrics: Research and percentage of women receiving degrees, while there was deterioration in student access measures, percentage of senior female academics and women’s progress measures. First generation female students had (zero) score in the two years as our students belong to a socially high standard and their parents are educated. However, there was 3.7% improvement in the total score (Figure 6).

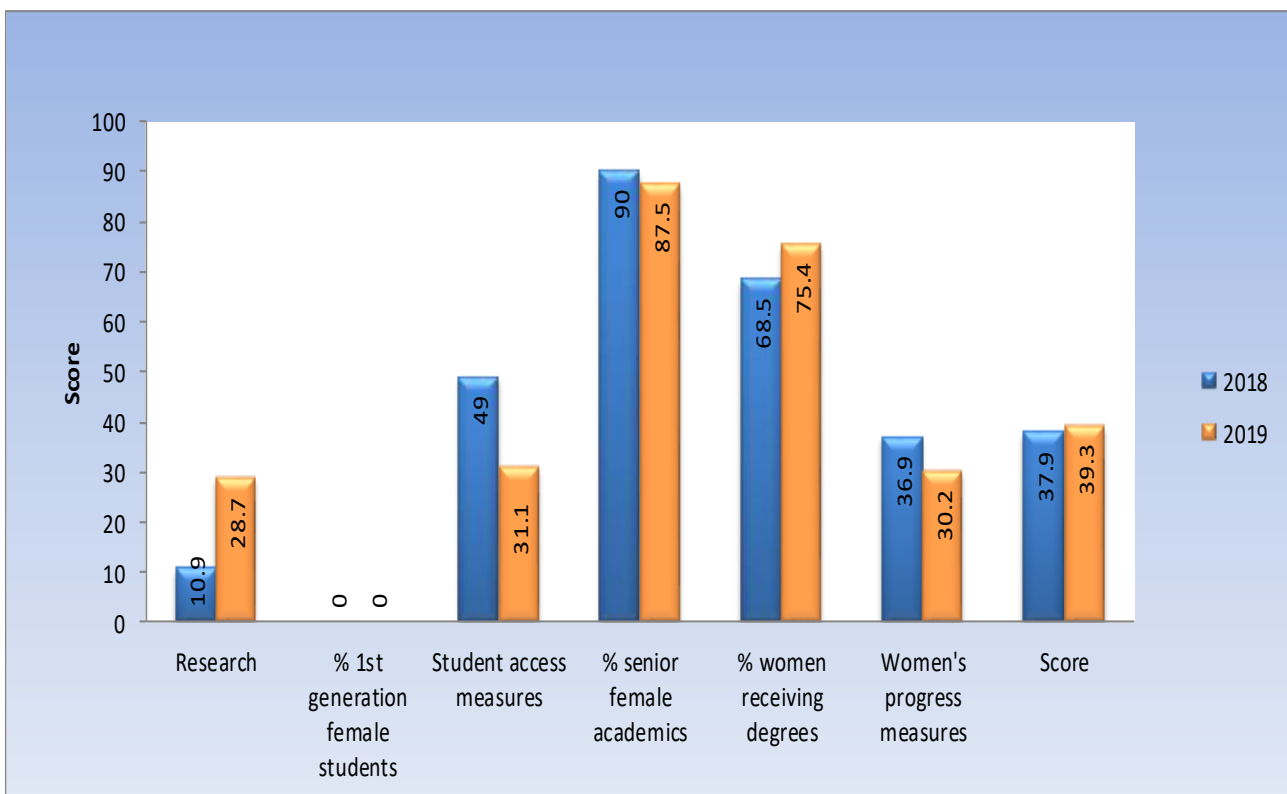


Figure 6. Performance in SDG 5 of impact rankings 2018 and 2019

5.  **SDG 6 (Clean Water and Sanitation)**

SDG 6 recorded the third highest score in 2018. The goal consists of five metrics. The University has improved in two metrics: Water consumption per person, and water usage and care. There was deterioration in research, water reuse and water in the community metrics. However, there was 40.7% improvement in the total score (Figure 7).

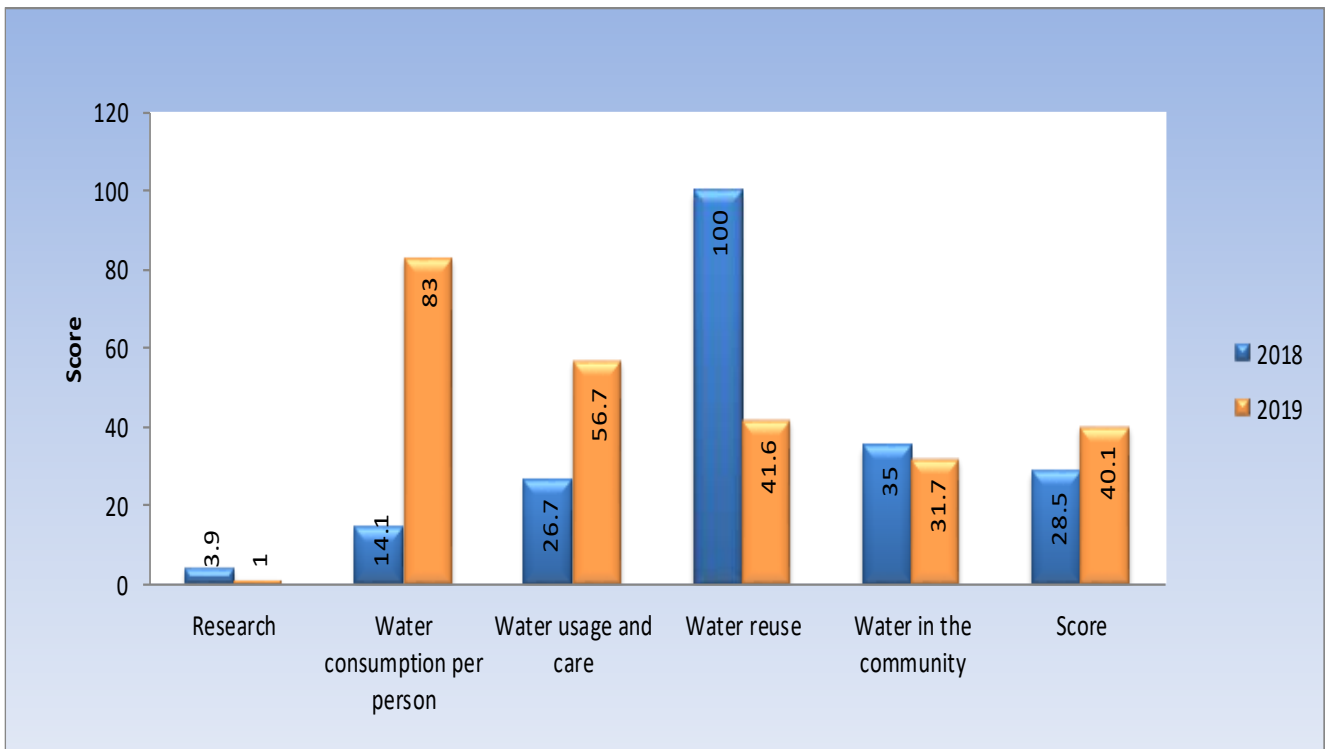


Figure 7. Performance in SDG 6 of impact rankings 2018 and 2019

6.  **SDG 10 (Reduced Inequalities)**

SDG 10 consists of six metrics. The University has showed progress in two metrics: Research and measures versus discrimination while there was deterioration in first generation students, students from developing countries, percentage of students with disabilities and percentage of staff with disabilities metrics. However, there was 3.6% improvement in the total score (Figure 8).

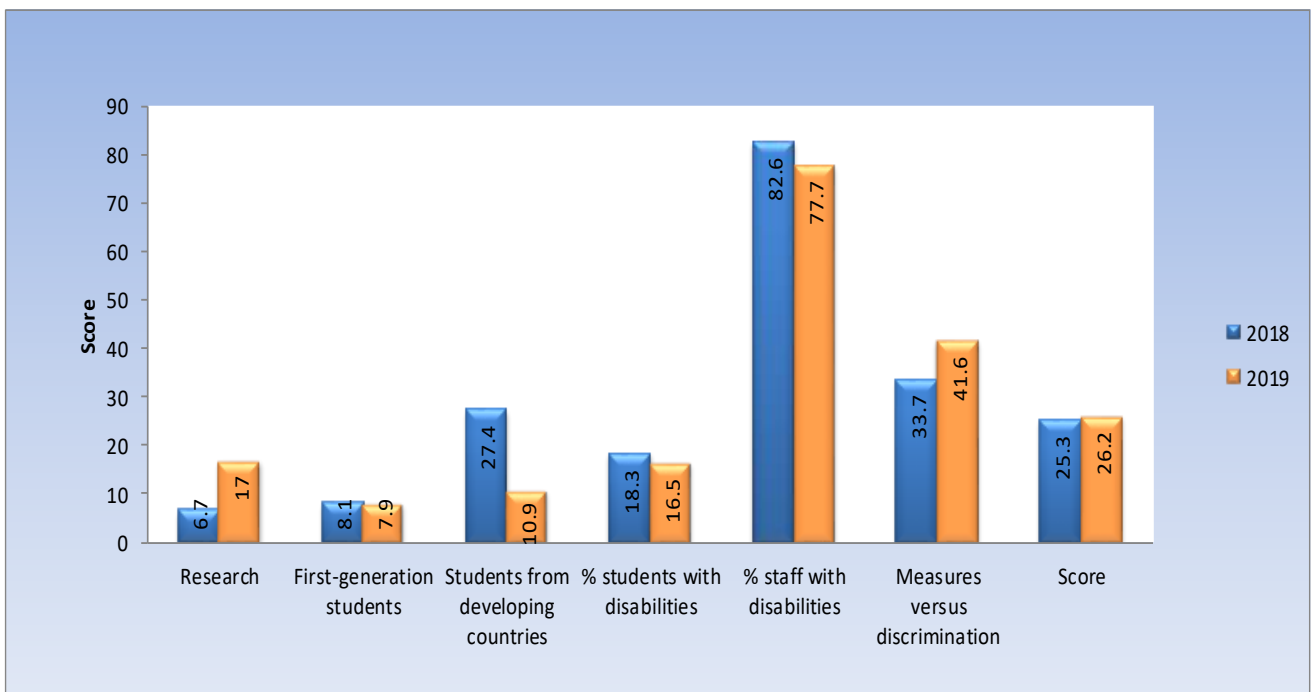


Figure 8. Performance in SDG 10 of impact rankings 2018 and 2019

7. SDG 17 (Partnership for the Goals)

SDG 17 consists of four metrics. The University has showed progress in one metric: Education for the SDGs while there was deterioration in research, relationships to support the goals and publication of SDGs reports metrics. The total score didn't change across the two years (Figure 9).

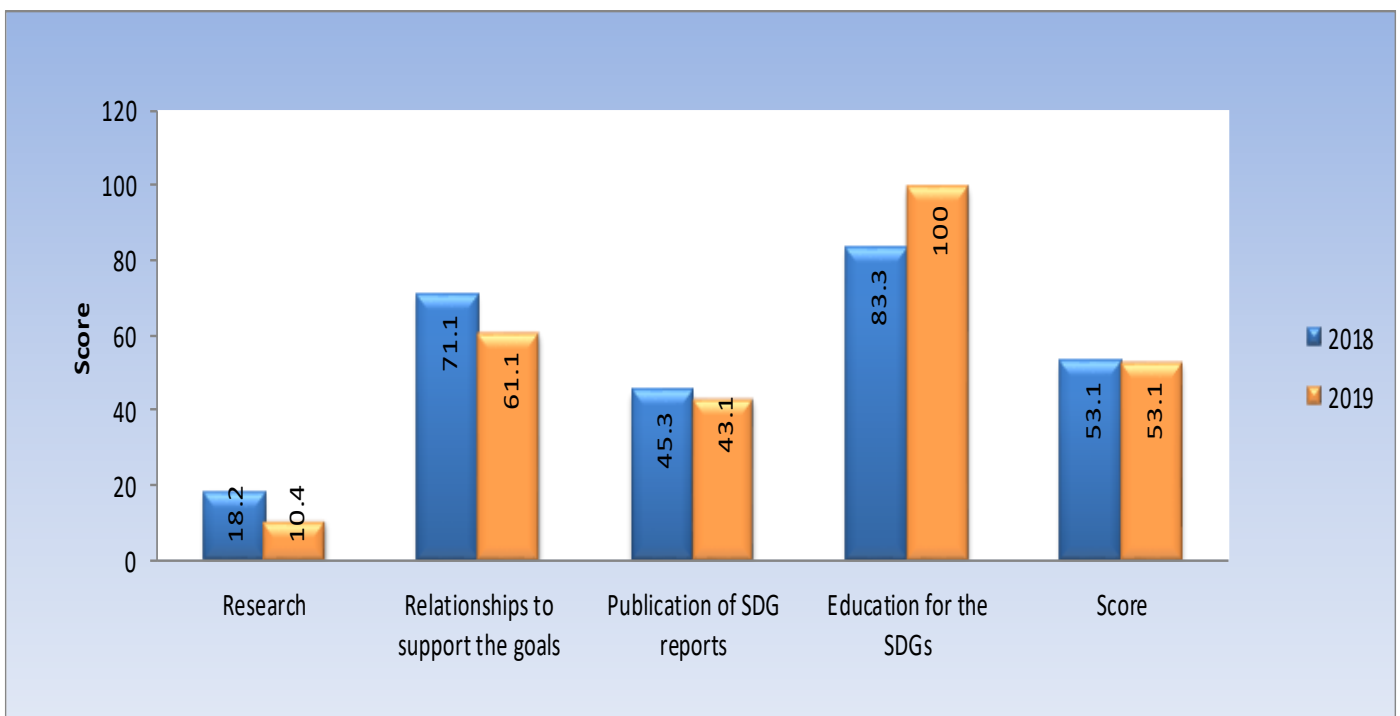


Figure 9. Performance in SDG 17 of impact rankings 2018 and 2019

SDGs Submitted in Impact Ranking 2019

In 2019, MIU participated in the ranking with additional four goals namely SDG 8, SDG 11, SDG 12 and SDG 16. The highest scores in 2019 were achieved in SDG 16 followed by SDG 3 then SDG 12. Scores of the four goals are presented in Figures 10 to 13.

8. **SDG 8 (Decent Work and Economic Growth)**

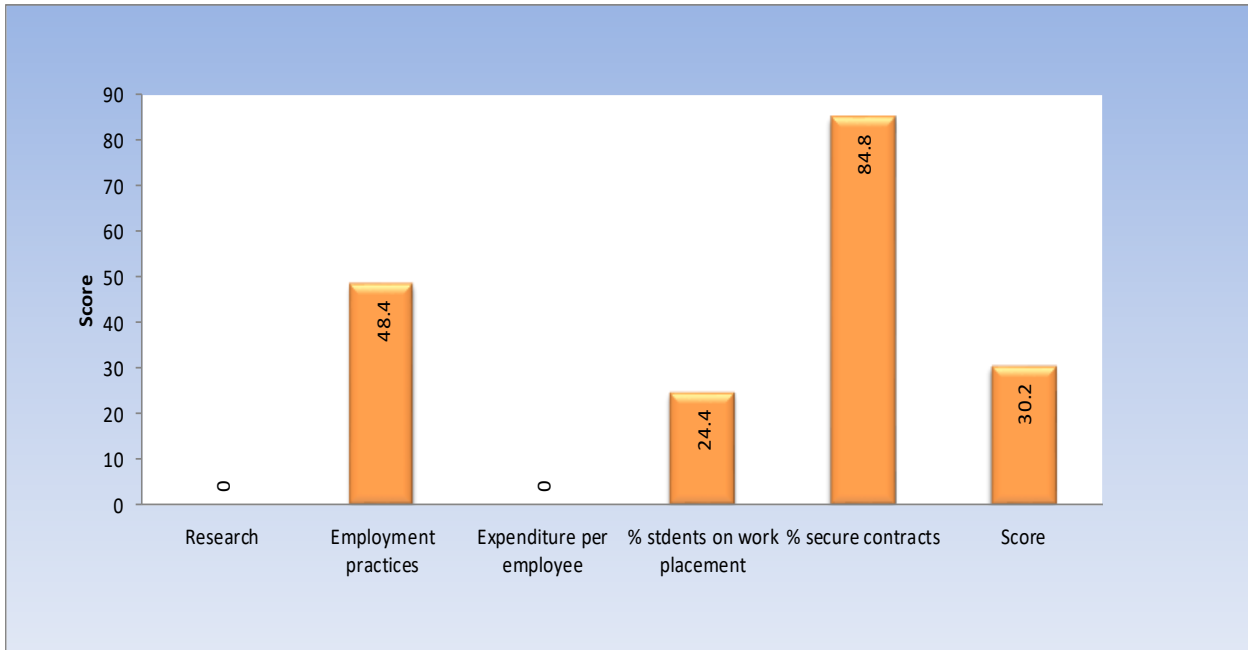


Figure 10. SDG 8 scores in impact ranking 2019

9. **SDG 11 (Sustainable Cities and Communities)**



Figure 11. SDG 11 scores in impact ranking 2019

10.  **SDG 12 (Responsible Consumption and Production)**

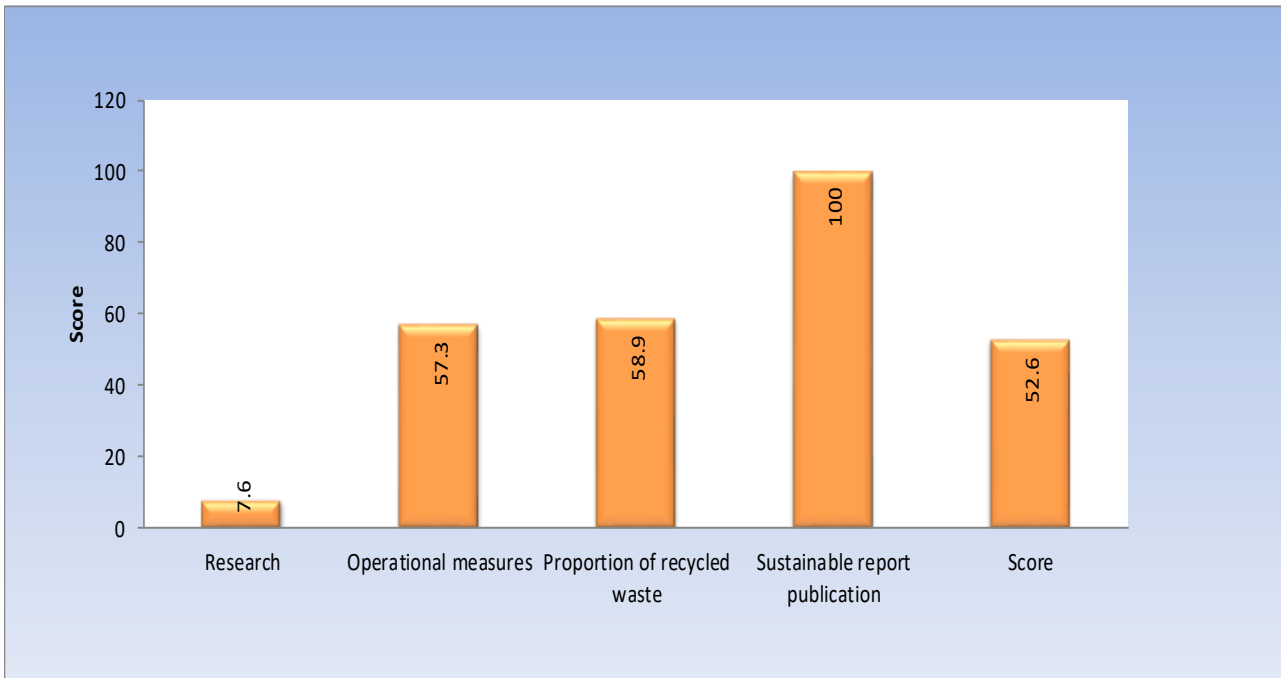


Figure 12. SDG 12 scores in impact ranking 2019

11.  **SDG 16 (Peace, Justice and Strong Institutions)**

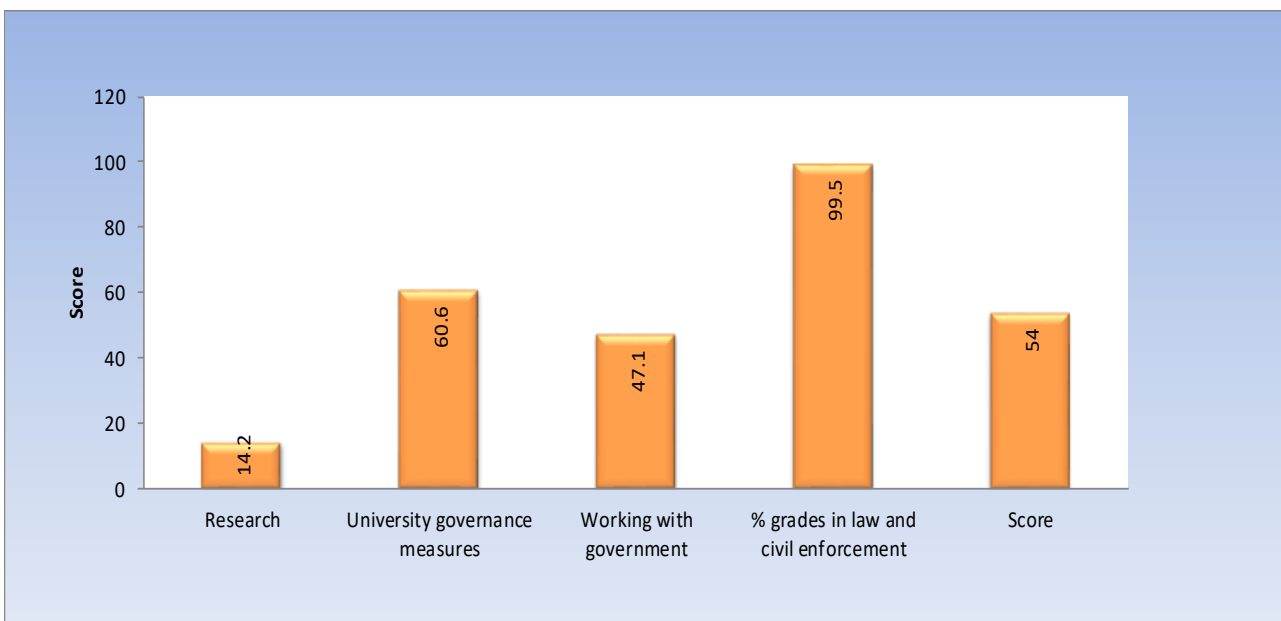


Figure 13. SDG 16 scores in impact ranking 2019

Comparison between Improvements in Different Goals

According to the previous statistics, SDG 4 showed the highest improvement followed by SDG 6 then SDG 1. As regards SDG 3, SDG 5 and SDG 10, there was little improvement with no more than 5.6%. The score didn't change for SDG 17 (Figure 14).

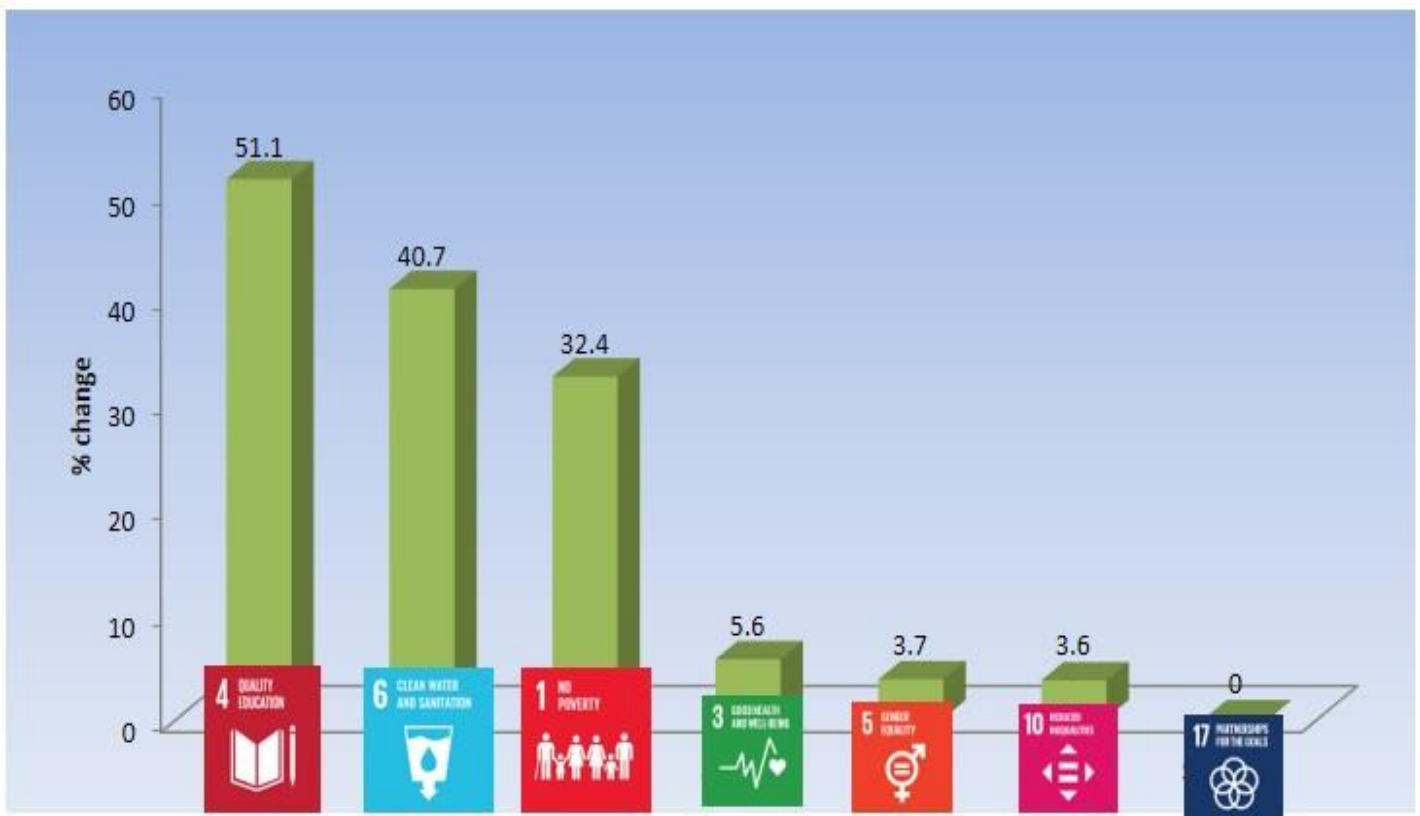
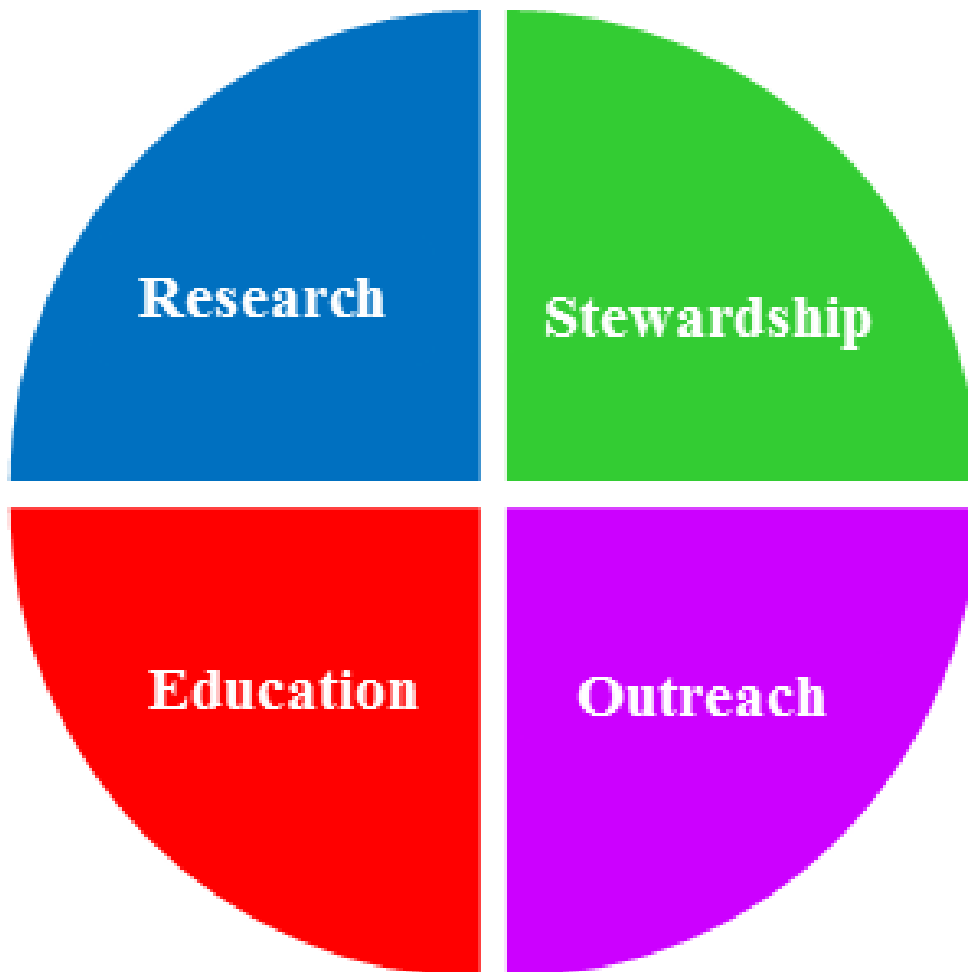


Figure 14. Improvement in different SDGs of impact rankings 2018 and 2019

THE Impact Ranking for the Academic Year 2019 - 2020

Four Pillars




The Four Perspectives of Measuring Ranking

Times Higher Education Impact Rankings have produced a detailed methodology guide explaining how to measure universities' progress towards achieving the United Nations Sustainable Development Goals (SDGs). It identifies four important perspectives:

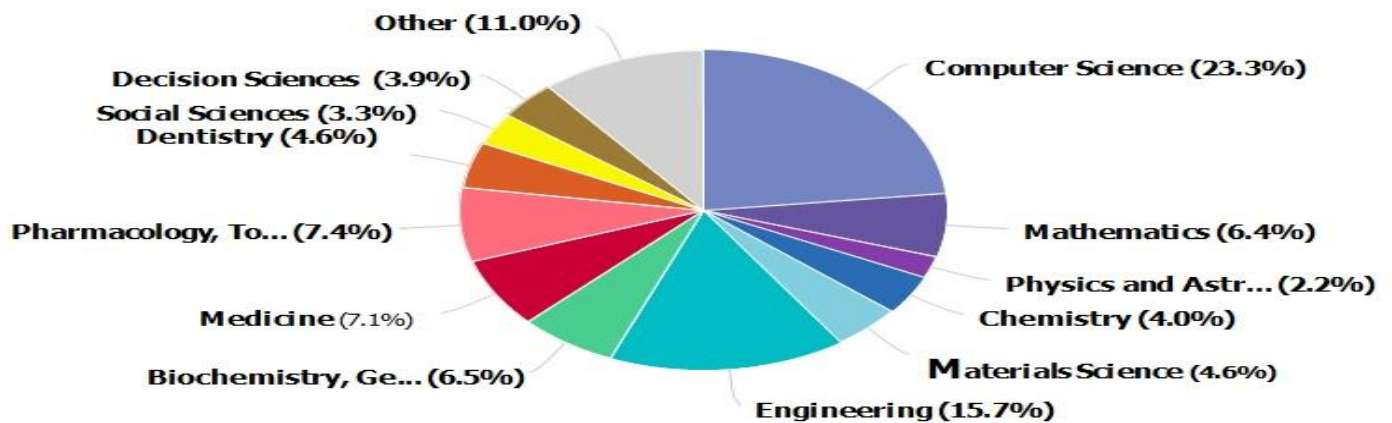
1. Research: the kind of knowledge created by universities to address the world's problems (research output linked to SDG topics).
2. Stewardship: initiatives universities take to manage their own resources.
3. Outreach: the way universities interact with society through community projects and programs.
4. Education: how far the courses offered by universities are relevant to the specific SDGs.

I. Research:



Publications by Subject Area

Entity: Misr International University · Year range: 2018 to 2021 ·
Data source: Scopus, up to 06 Oct 2021 ·



Outputs in Top 10% Citation

Percentiles summary

Entity: Misr International University ·
Year range: 2018 to 2021 ·

Data source: Scopus, up to 06 Oct 2021 ·

Publications in top 10% most cited worldwide (field-weighted)




Misr International University 11.9%
Egypt 13.9%

Collaboration

Entity: Misr International University - Year range: 2018 to 2021- Data source: Scopus, up to 06 Oct 2021-

Scholarly Output at Misr International University, by amount of international, national and institutional collaboration

Metric		Scholarly Output	Citations	Citations per Publication	Field-Weighted Citation Impact
■ International collaboration	26.4%	95	475	5.0	1.37
■ Only national collaboration	54.4%	196	722	3.7	1.24
■ Only institutional collaboration	14.4%	52	96	1.8	0.60
□ Single authorship (no collaboration)	4.7%	17	28	1.6	0.82



International Collaboration summary

Entity: Misr International University - Year range: 2018 to 2021-

Data source: Scopus, up to 06 Oct 2021-

Publications co-authored with institutions in other countries/regions



Misr International University


26.4% Egypt

53.3%

Collaborating Institutions

Entity: Misr International University · Year range: 2018 to 2021 · Data source: Scopus, up to 06 Oct 2021-

Co-authored publications per country/region:











Number of collaborating institutions per region



Topic Clusters

Entity: Misr International University - Year range: 2018 to 2021- Data source: Scopus, up to 06 Oct 2021-






Topic Cluster	At this Institution		Field-Weighted Citation Impact	Worldwide Prominence percentile
	Scholarly Output	Publication Share		
Tooth; Bone And Bones; Dentin ... TC.14	26	0.06% ▲	0.76	95.385 
Algorithms; Computer Vision; Models ... TC.0	21	0.01% ▲	0.69	99.799 
Optimization; Algorithms; Evolutionary Algorithms ... TC.259	15	0.08% ▲	1.94	89.030 
Semantics; Models; Recommender Systems ... TC.37	11	0.02%	0.48	97.860 
Computer Crime; Network Security; Intrusion Detection ... TC.218	11	0.03% ▼	1.91	95.518 
Eye; Optical Coherence Tomography; Macular Degeneration ... TC.33	10	0.03% ▲	0.83	94.114 
Cryptography; Authentication; Data Privacy ... TC.84	9	0.02% ▼	0.55	97.993 
MicroRNAs; Long Untranslated RNA; Neoplasms ... TC.219	8	0.01% ▲	1.22	99.599 

Topic Clusters

Topic Cluster	At this Institution		Worldwide		Field-Weighted Prominence percentile
	Scholarly Output	Publication Share	Citation Impact	Prominence percentile	
	Character Recognition; Optical Character Recognition; Feature Extraction ... TC.724	8	0.16% ▼	1.57	
Oral Health; Periodontitis; Dental Caries ... TC.125	7	0.04% ▼	0.57	86.890	

Top 5 Research Topic Clusters

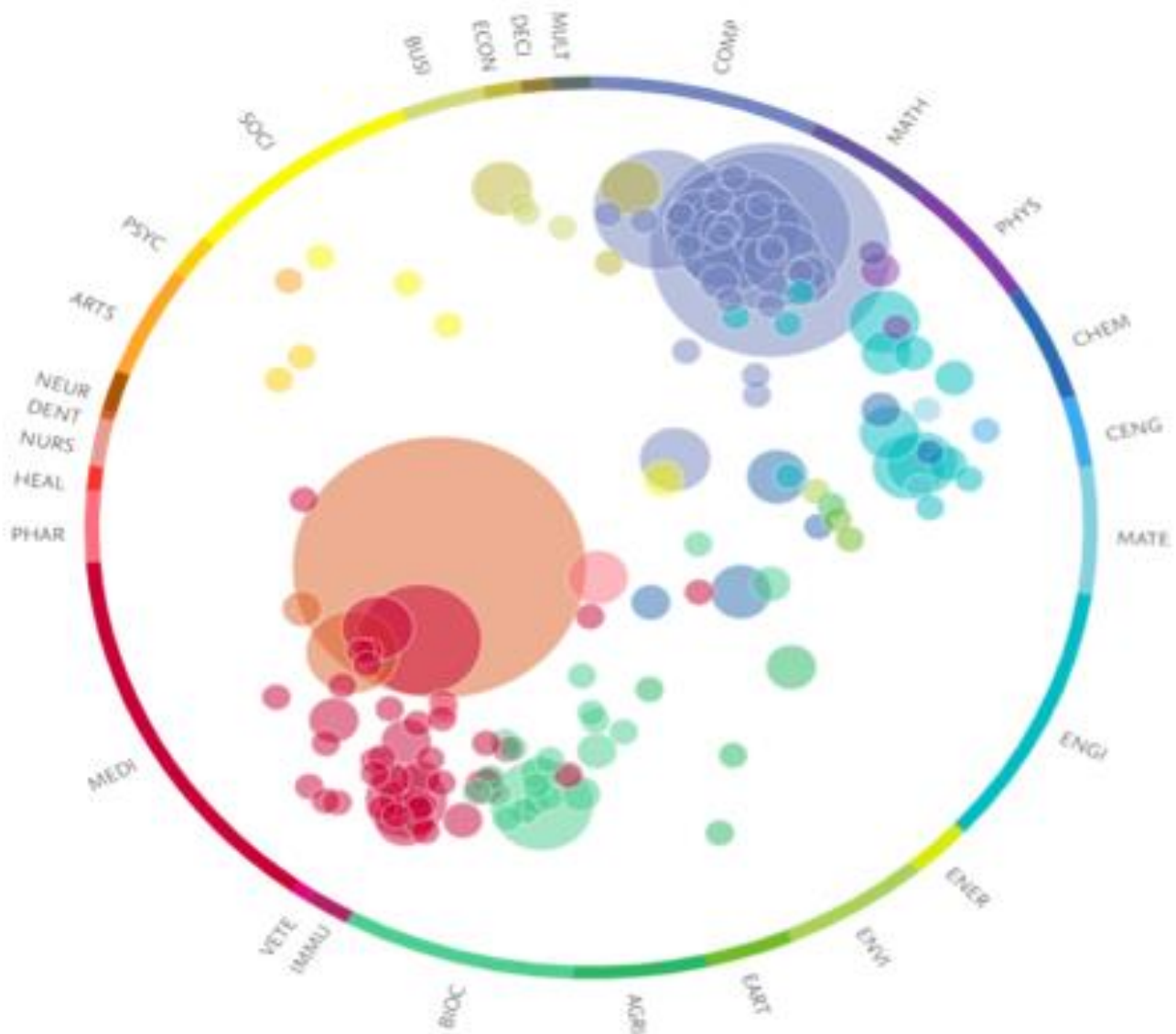
Entity: Misr International University - Year range: 2018 to 2021- Data source: Scopus, up to 06 Oct 2021.

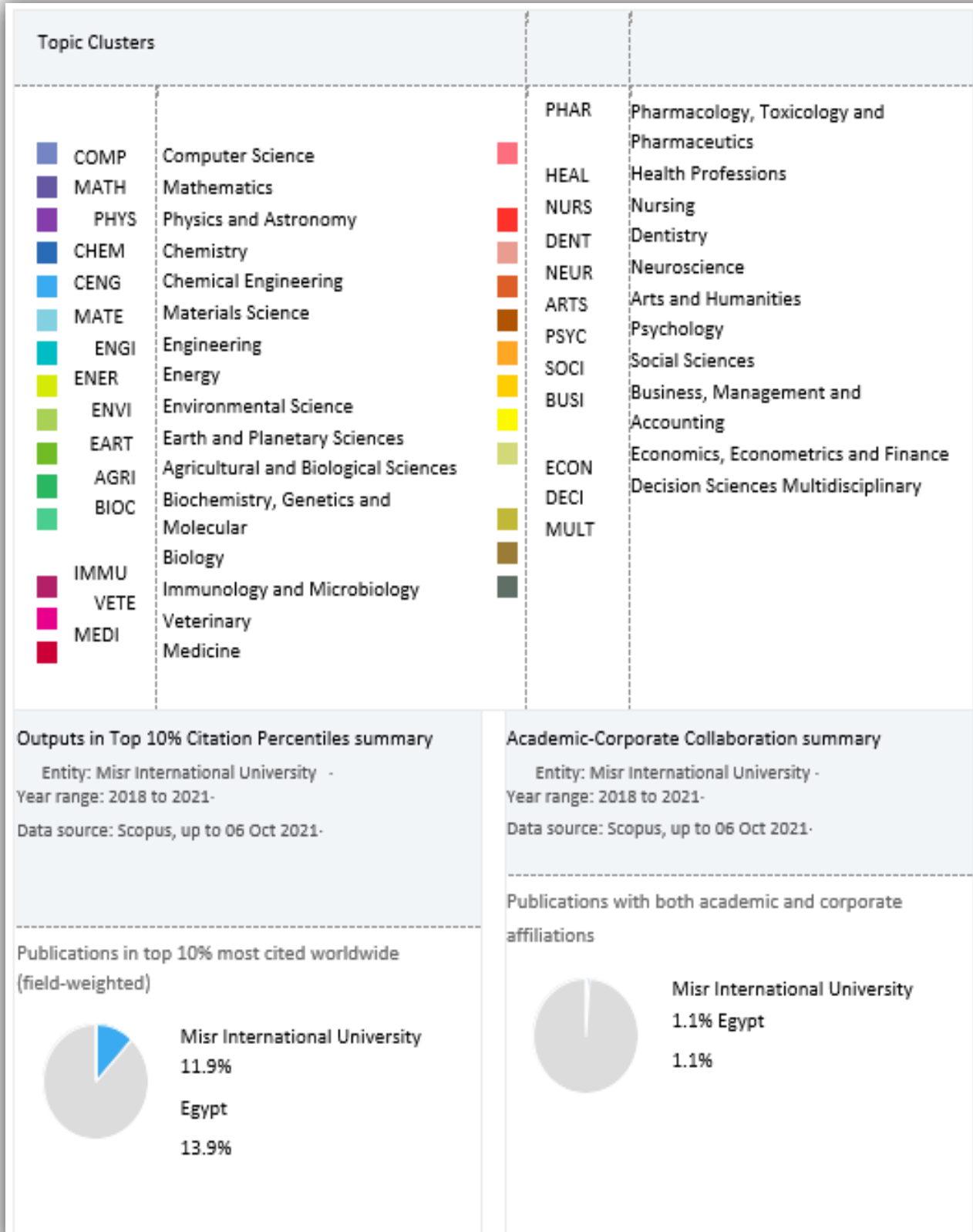
Topic Cluster	At this Institution			Worldwide	
	Scholarly Output	Publication Share	Field-Weighted Citation Impact	Prominence percentile	
Tooth; Bone And Bones; Dentin ... TC.14	26	0.06% ▲	0.76	95.385	
Algorithms; Computer Vision; Models ... TC.0	21	0.01% ▲	0.69	99.799	
Optimization; Algorithms; Evolutionary Algorithms ... TC.259	15	0.08% ▲	1.94	89.030	
Semantics; Models; Recommender Systems ... TC.37	11	0.02% ▼	0.48	97.860	
Computer Crime; Network Security; Intrusion Detection ... TC.218	11	0.03% ▼	1.91	95.518	



Topic Clusters

Entity: Misr International University · Year range: 2018 to 2021 · Data source: Scopus, up to 06 Oct 2021 ·





Publications in Top 10% Journal Percentiles by Cite Score Percentile

Entity: Misr International University ·
Year range: 2018 to 2021·
Data source: Scopus, up to 06 Oct 2021·

Publications in top 10% journals by Cite Score Percentile




Overall research performance


Entity: Misr International University · Year range: 2018 to 2021· Data source: Scopus, up to 06 Oct 2021·

360▲
Scholarly Output 
41.1% Open Access

415▲
Authors

1.16
Field-Weighted Citation Impact 

1,321
Citation Count 

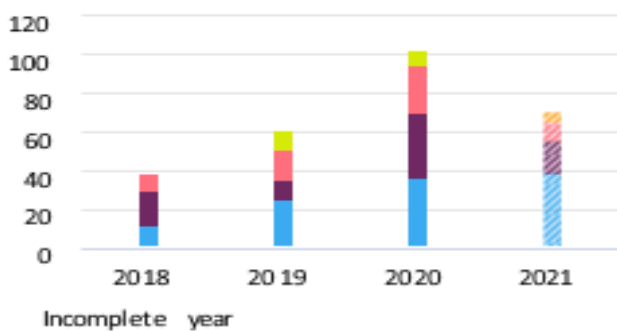
3.7
Citations per Publication 

19
h5-index

Publications by Journal quartile

Entity: Misr International University - Year range: 2018 to 2021- Data source: Scopus, up to 06 Oct 2021-

Share of publications per Journal quartile by Cite Score Percentile



Quartiles	Publications	Publication share (%)
Q1 (top 25%)	110	40.6
Q2 (26% - 50%)	77	28.4
Q3 (51% - 75%)	60	22.1
Q4 (76% - 100%)	24	8.9
Cumulative	Publication shares	Publications share (%)
Q1 to Q2 (top 50%)	187	69.0
Q1 to Q3 (top 75%)	247	91.1



Top Authors

Entity: Misr International University - Year range: 2018 to 2021 - Data source: Scopus, up to 06 Oct 2021.

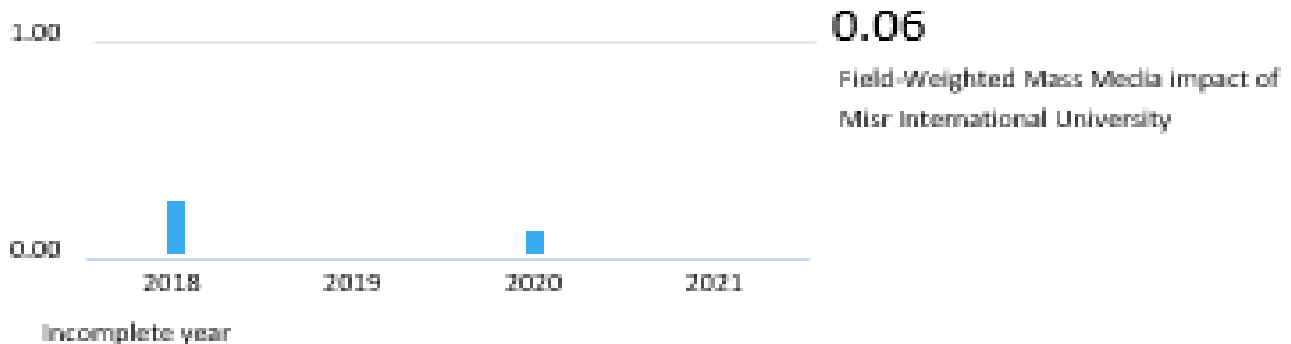
Name	Scholarly Output	Most recent		h-index
		publication	Citations	
1. Bahaa-ElDin, Ayman Mohammad	30	2021	107	9
2. Schaalan, Mona F.	22	2021	145	15
3. Abd Elminaam, Dina Salama	18	2021	38	7
4. Nabil, Ayman	18	2021	45	5
5. AbdelRaouf, Ashraf	17	2021	36	6
6. Amer, Eslam	16	2021	91	7
7. El Magdoub, Heikmat M.	12	2021	59	4
8. Ismail, Fatma Helmy	11	2021	60	5
9. Ghanim, Taraggy M.	11	2020	57	5
10. Abdel-Hamid, Lamiaa	9	2021	29	6

Field-Weighted Mass Media (print)

Entity: Misr International University - Year range: 2018 to 2021.

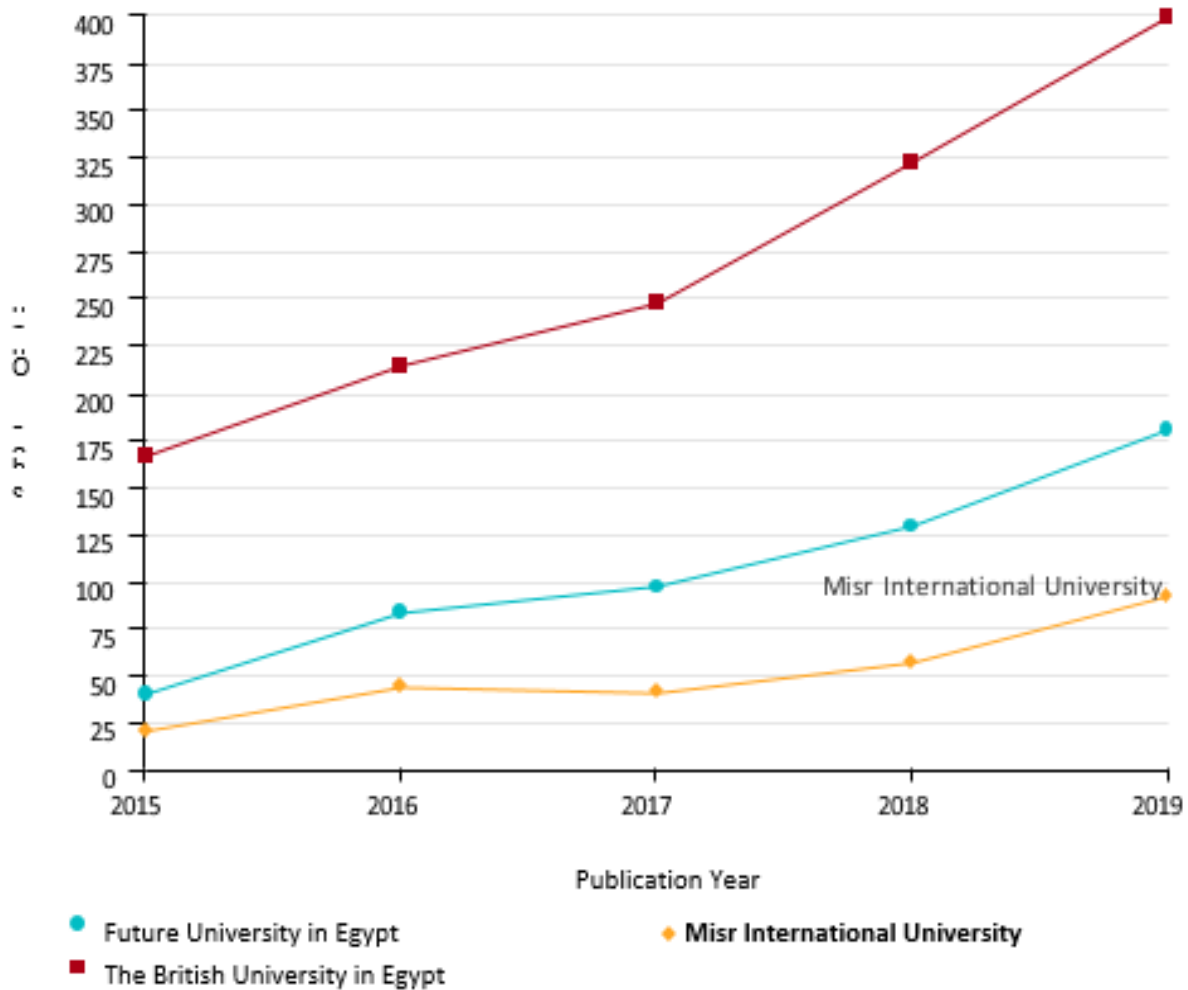
Data source: LexisNexis Metabase, up to 11 Feb 2021.



Media type: Print




Benchmarking the Publication Year and Scholarly Output

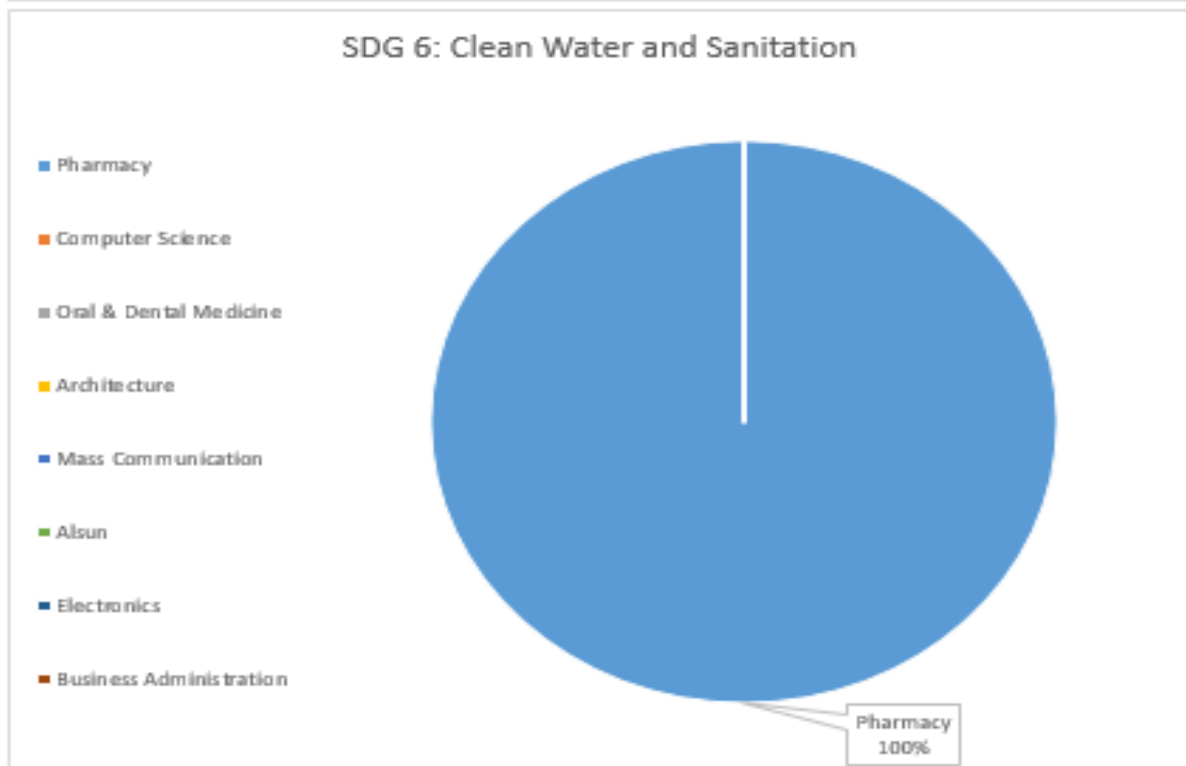
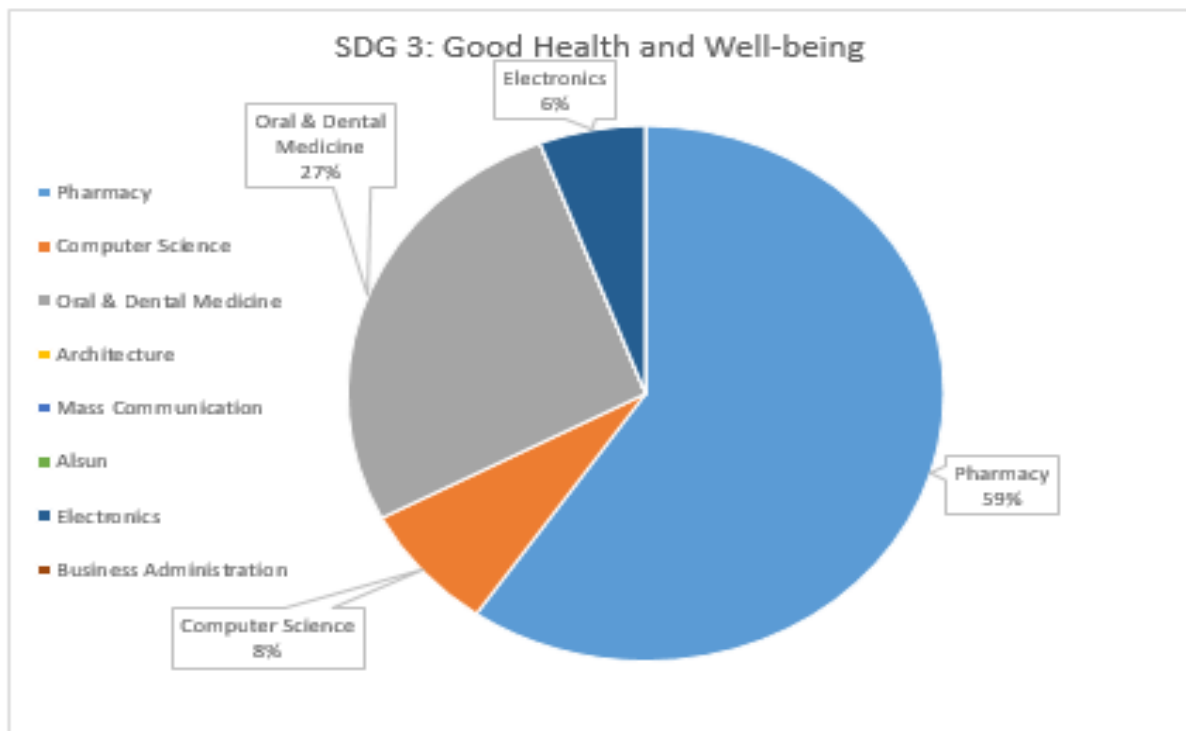
Year range: 2015 to 2019- Data source: Scopus, up to 06 Oct 2021-



 y-axis: Scholarly Output 
 Types of publications included: all. Authorship type:

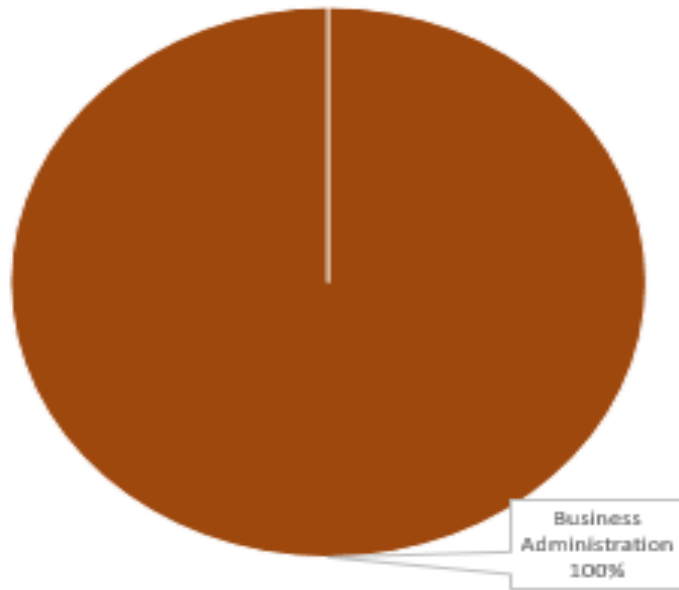
 x-axis: Publication Year

SDG-Related Research Activities across Different Disciplines



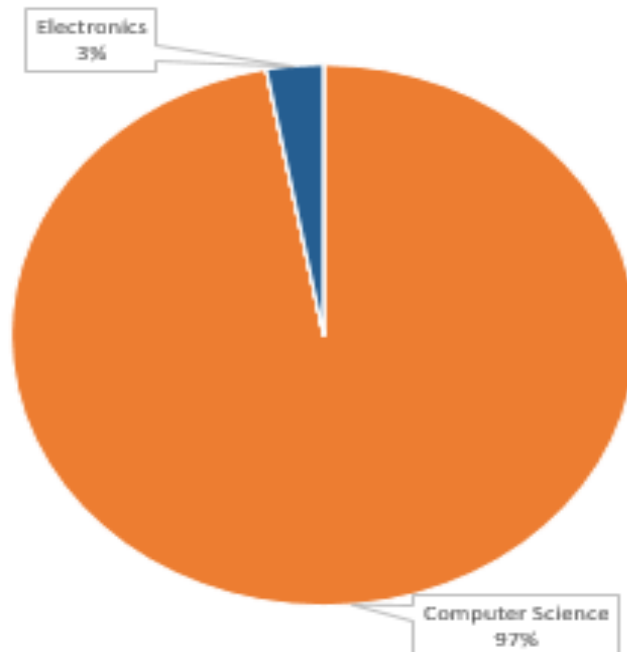
SDG 8: Decent Work and Economic Growth

- Pharmacy
- Computer Science
- Oral & Dental Medicine
- Architecture
- Mass Communication
- Alsun
- Electronics
- Business Administration



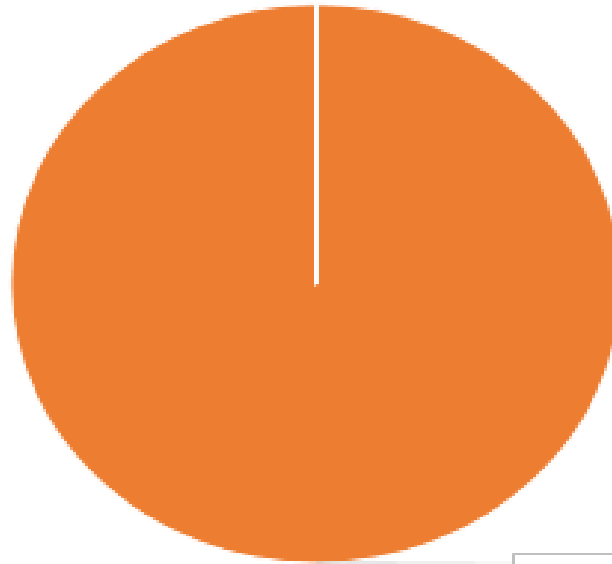
SDG 9: Industry, Innovation and Infrastructure

- Pharmacy
- Computer Science
- Oral & Dental Medicine
- Architecture
- Mass Communication
- Alsun
- Electronics
- Business Administration



SDG 10: Reduced Inequality

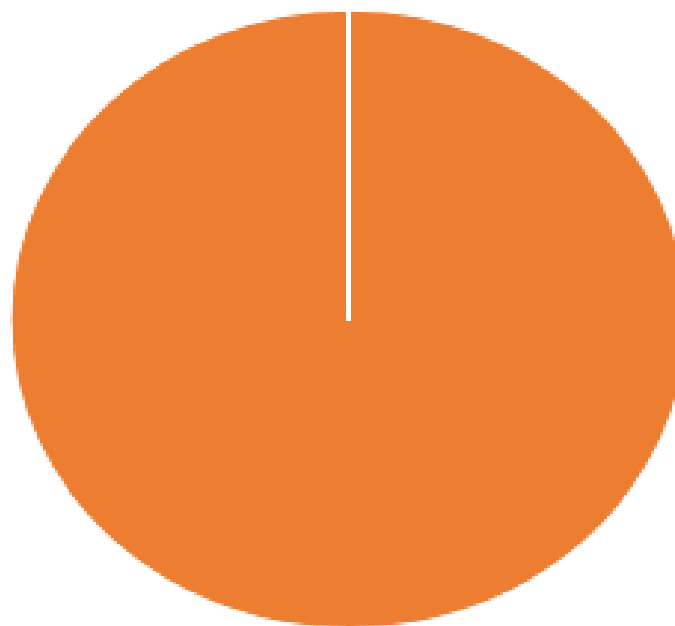
- Pharmacy
- Computer Science
- Oral & Dental Medicine
- Architecture
- Mass Communication
- Alsun
- Electronics
- Business Administration



Computer Science
100%

SDG 13: Climate Action

- Pharmacy
- Computer Science
- Oral & Dental Medicine
- Architecture
- Mass Communication
- Alsun
- Electronics
- Business Administration



Computer Science
100%

SDG 16: Peace, Justice and Strong Institutions

- Pharmacy
- Computer Science
- Oral & Dental Medicine
- Architecture
- Mass Communication
- Alsun
- Electronics
- Business Administration

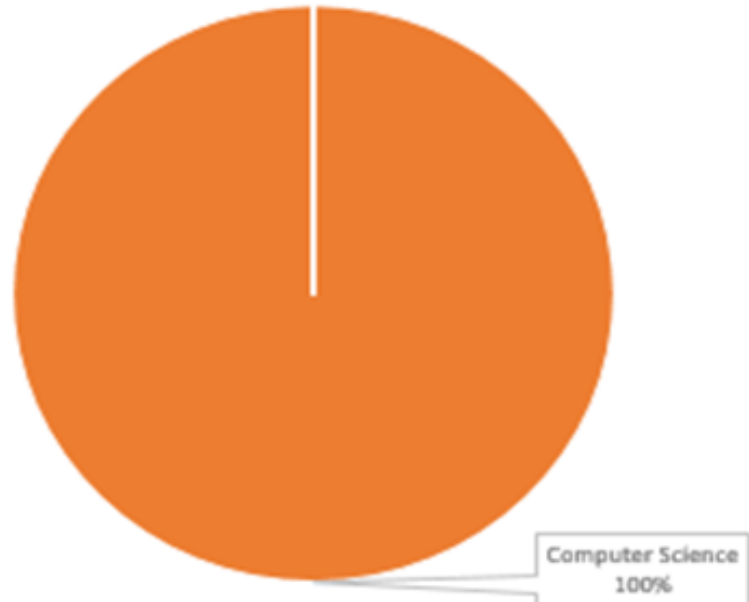
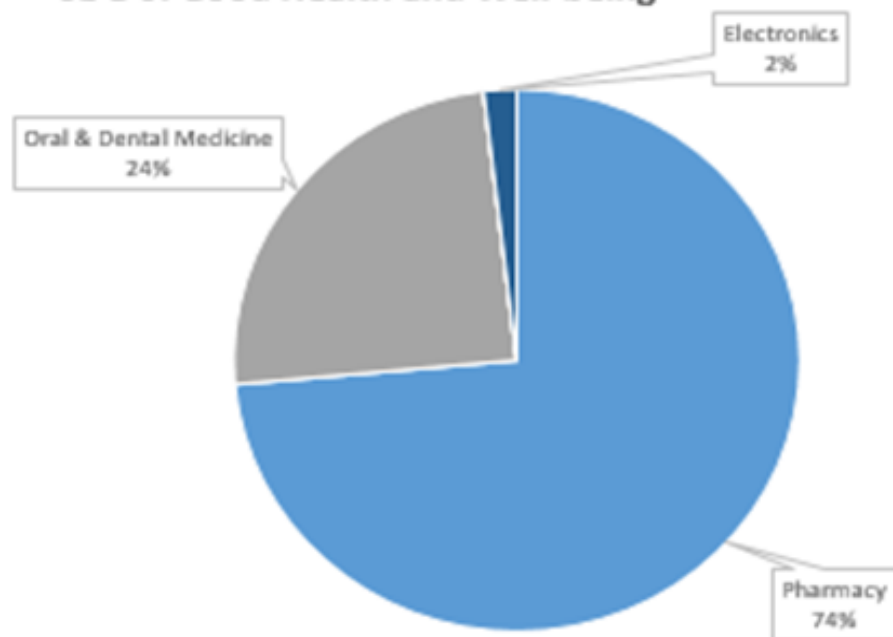


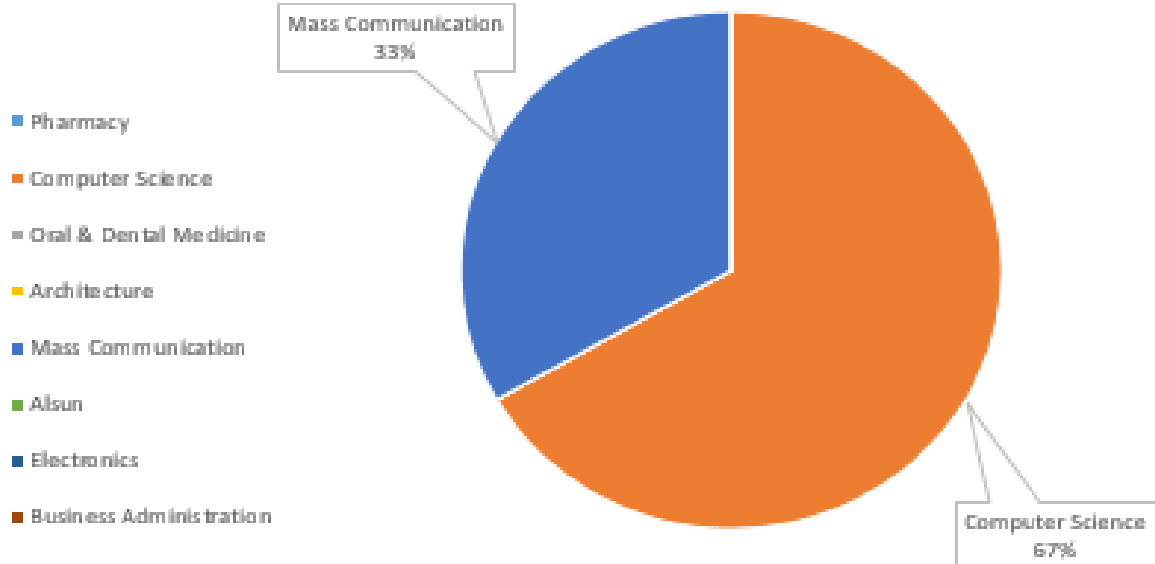
Chart Area

SDG 3: Good Health and Well-being

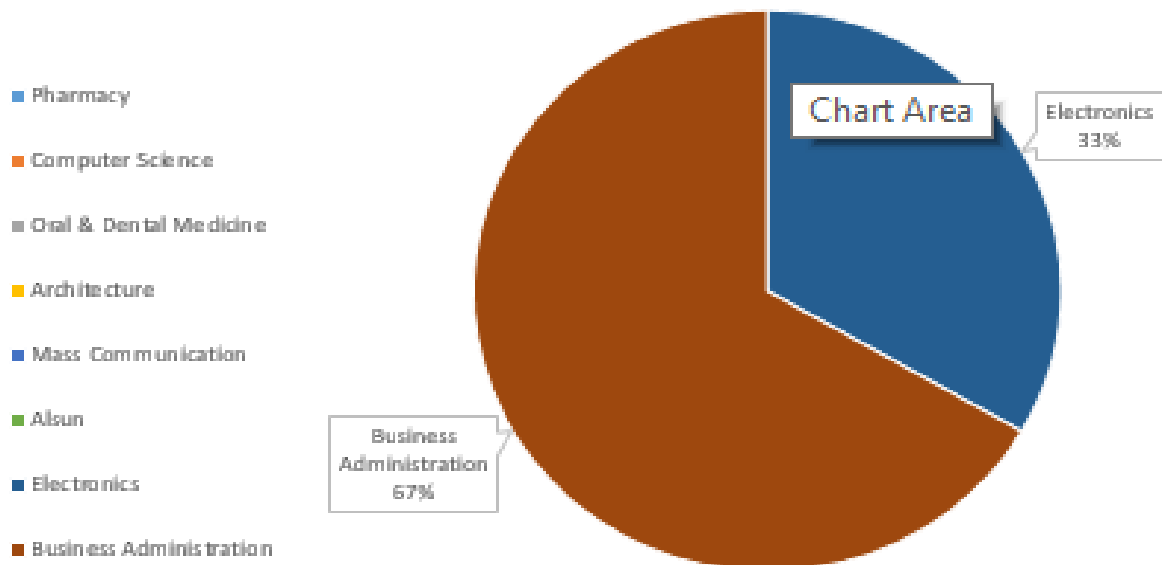
- Pharmacy
- Computer Science
- Oral & Dental Medicine
- Architecture
- Mass Communication
- Alsun
- Electronics
- Business Administration



SDG 4: Quality Education

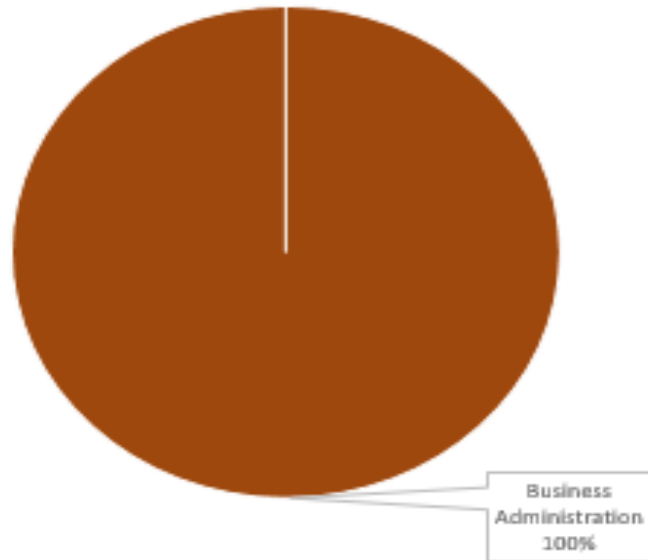


SDG 7: Affordable and Clean Energy



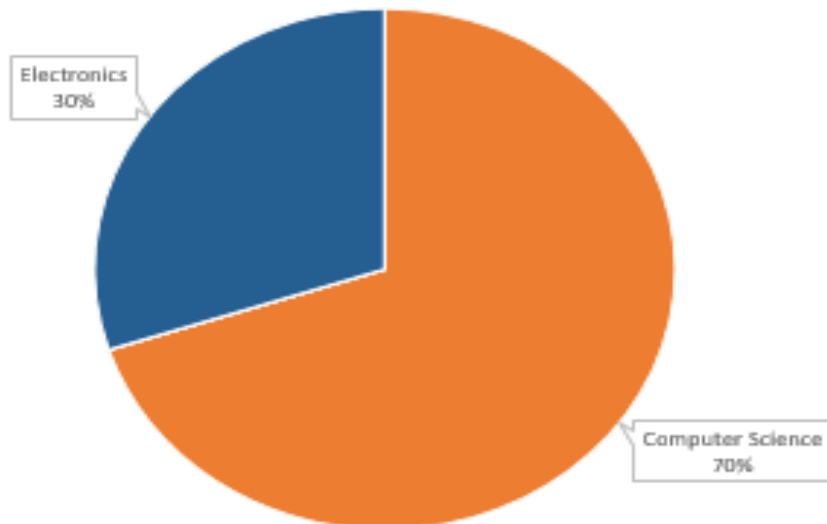
SDG 8: Decent Work and Economic Growth

- Pharmacy
- Computer Science
- Oral & Dental Medicine
- Architecture
- Mass Communication
- Alsun
- Electronics
- Business Administration

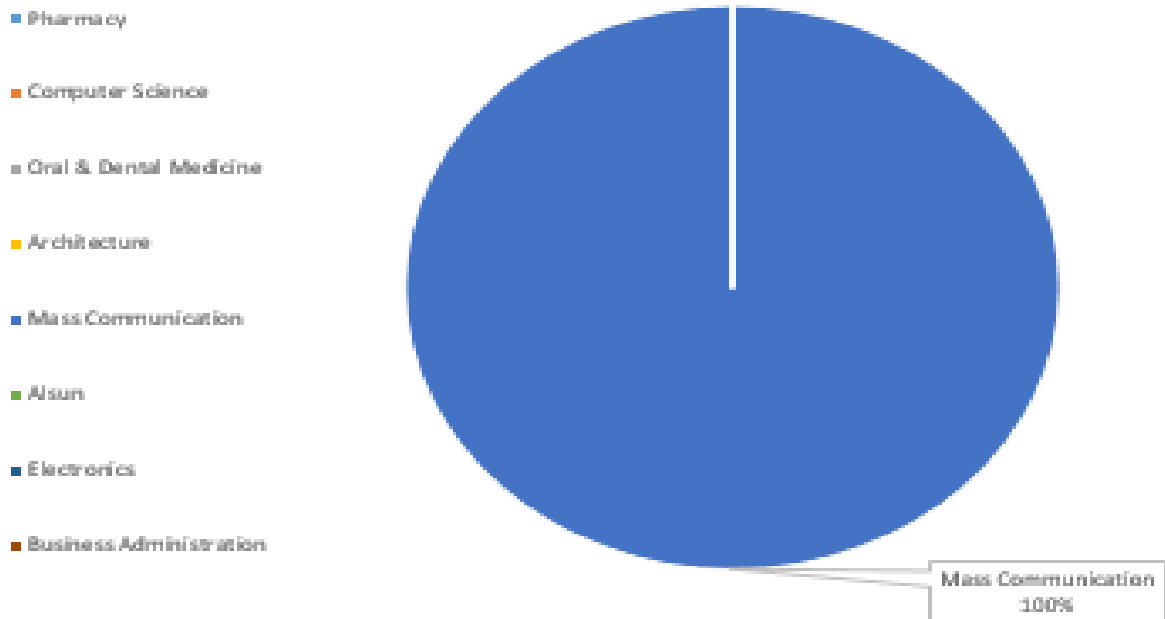


SDG 9: Industry, Innovation and Infrastructure

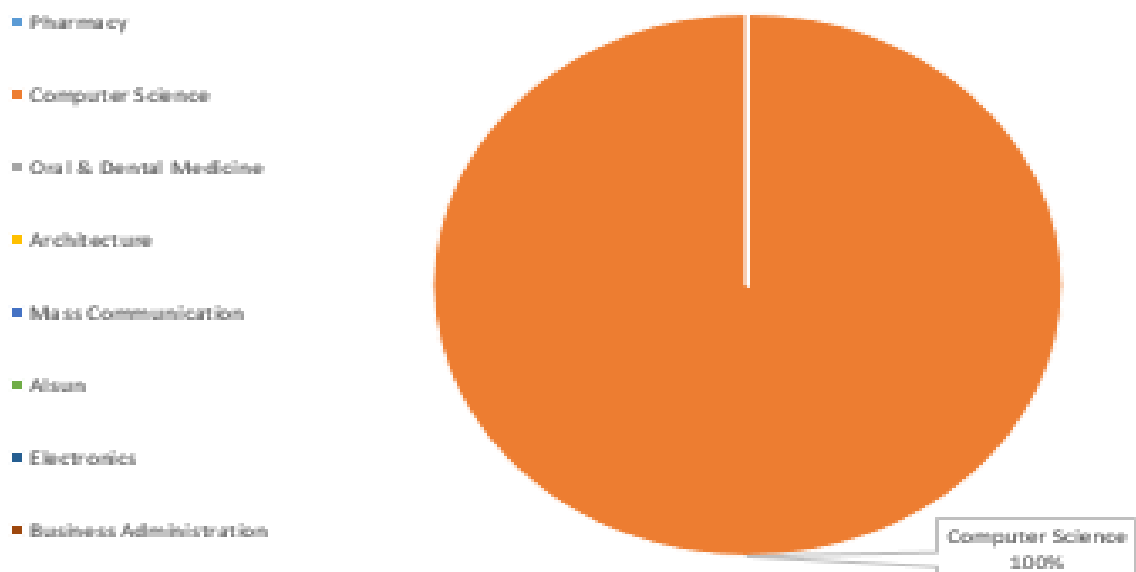
- Pharmacy
- Computer Science
- Oral & Dental Medicine
- Architecture
- Mass Communication
- Alsun
- Electronics
- Business Administration



SDG 11: Sustainable Cities and Communities

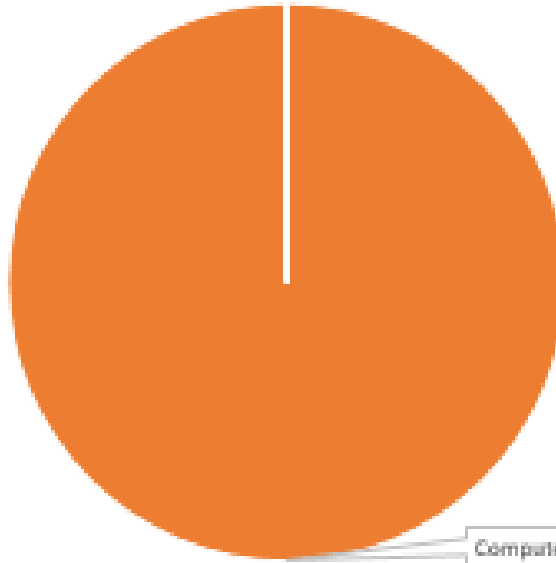


SDG 14: Life Below Water



SDG 15: Life on Land

- Pharmacy
- Computer Science
- Oral & Dental Medicine
- Architecture
- Mass Communication
- Alvin
- Electronics
- Business Administration



Computer Science
100%



2. Stewardship:



#	Activity	Date	Target Group	URL
1.	Dental Clinic Complex Treatment Facility	2019-2020	A Total of 45,420 Treated Patients	https://bit.ly/3byjUxi Page 52 & 53
2.	Thebes & Orouba Schools Visited MIU	1/3/2019	School Students	https://bit.ly/3o7Dwll
3.	The University Impact Rankings Workshop	24/4/2019	Members of the University Ranking Committee	https://bit.ly/3o292xp
4.	The Second University Impact Rankings Workshop	2/7/2019	Members of the University Ranking Committee	https://bit.ly/3c27iyV
5.	Training Internship with iTranslate	4/9/2019	Al-Alsun Seniors	https://bit.ly/3bv2mSR
6.	Third University Impact Rankings Workshop	25/9/2019	Members of the University Ranking Committee	https://bit.ly/2YIVm7P



2. Stewardship (Cont.):



#	Activity	Date	Target Group	URL
7.	A Guest Speaker on Literature and Visual Arts	7/10/2019	Faculty of Al- <u>Alsun</u> Staff Members & Students	https://bit.ly/3BAy77I
8.	A Seminar Conducted by Caritas-Egypt	12/11/2019	Al- <u>Alsun</u> Students	https://bit.ly/3CIhA2I
9.	A Seminar on Empowering Youth Through Volunteerism	18/11/ 2019	Al <u>Alsun</u> Students	https://bit.ly/3w9gD0R
10.	A Seminar on Digital Marketing by Campaigners Student Club	22/11/2019	Participants of the Digital Marketing Program	https://bit.ly/2ZI8Paq Page-96
11.	A Seminar Titled Sports in Egypt	25/11/2019	Al <u>Alsun</u> and Mass Communication Staff Members & Students	https://bit.ly/3CDgLbB



2. Stewardship (Cont.):



#	Activity	Date	Target Group	URL
12.	A Seminar on Digital Marketing by Campaigners Student Club	28/11/2019	Participants of the Digital Marketing Program	https://bit.ly/3CRWxLn Page-96
13.	Juniors Event on Ethical Marketing	8-10/12/2019	Rajac and Thebes Schools' Students	https://bit.ly/2Y6Cc5C Page-96
14.	A Seminar on Digital Marketing by Campaigners Student Club	6/2/2020	Participants of the Digital Marketing Program	https://bit.ly/3jXP8CO Page-97
15.	A Seminar on Digital Marketing by Campaigners Student Club	27/2/2020	Participants of the Digital Marketing Program	https://bit.ly/3jXP8CO Page-97
16.	A Seminar on Career Paths & Opportunities in the Localization Industry	27/2/ 2020	Al-Alsun Students	https://bit.ly/3mBecRs
17.	A Seminar on Ecology & Human Behavior	2/3/2020	Al-Alsun Staff Members	https://bit.ly/3mzhhd



2. Stewardship (Cont.):



#	Activity	Date	Target Group	URL
18.	Hosting a Fun Day for Children with Special Needs	9/3/2020	Children with Special Needs from "The Right To Live" Association	https://bit.ly/3thgtTA
19.	MIU & BSU Organize a Joint Workshop: Towards a Better Understanding of Impact Ranking 2020	26/10/2020	Members of the University Ranking Committee	https://bit.ly/2ZW8LUD
20.	A Seminar Titled "Overview of Egypt's Social History IV: Mental Health"	25/11/2020	Al-Alsun Students	https://bit.ly/3GGzntr



MIU Dental Clinics Complex: Free Services for All September 2019 - December 2020

The Dental Clinics Complex (DCC) at the Faculty of Oral and Dental Medicine – Misr International University provides all dental services for free regardless of patients' gender, socio-economic status, color, race, religion or nationality. Services include medical examination, checking blood pressure and blood glucose level as well as referral for medical specialists when necessary. The DCC applies all measures of prevention and control of infection according to the guidelines of the American Dental Association (ADA) and Centers for Disease Control and Prevention (CDC). Since the advent of COVID-19 pandemic, the DCC applied all preventive measures recommended by World Health Organization (WHO) and other international health organizations.

In what follows an overview of the services provided for different categories of patients during the period from September 2019 to December 2020.



1. Distribution of patients according to geographical location, frequency of visits, and poverty rates:

The University is located in Qalyubia governorate; however, it serves patients from all Egyptian governorates. From September 2019 to December 2020, the DCC served (9963) new patients and (52564) recurring patients as well as nine patients from MIU staff. Those patients come from Qalyubia, Cairo, Giza, Sharqia and Dakahlia governorates. The Central Agency for Public Mobilization and Statistics (CAPMAS) in 2018 reported that the poverty rates in these governorates are 20.1, 31.1, 34, 24.3 and 15.2%, respectively. Patients from Cairo, Qalyubia and Sharqia represented the largest number of patients with high frequency of visits, which reflects the University's role in providing free health services to community sectors with high poverty rates (Figure 1).

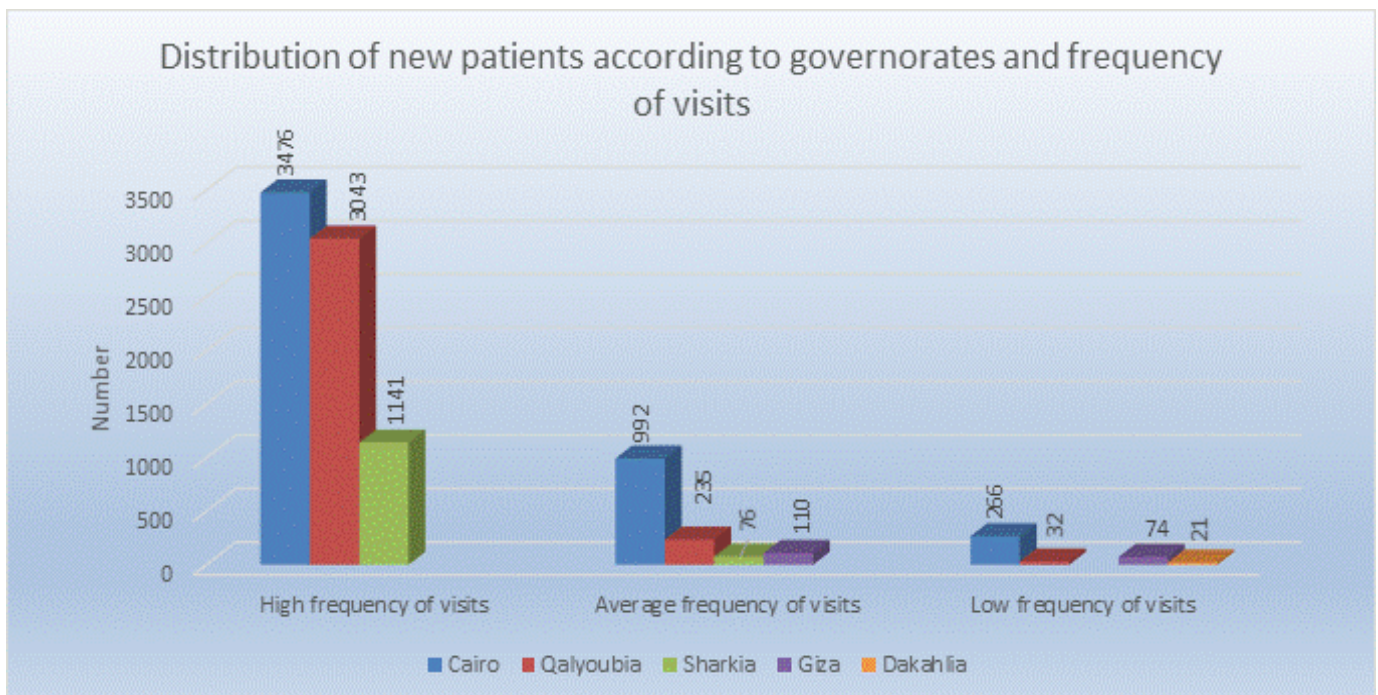


Figure 1. Patients' distribution according to geographical locations and frequency of visits from September 2019 to December 2020

2. Treatment of Egyptians and non-Egyptian patients including refugees:

Besides treating Egyptian citizens from different governorates, the DCC provided medical care for ten non-Egyptian patients from September 2019 to December 2020, including four Syrian and two South Sudan.

3. Distribution of patients according to gender:

The DCC serves patients from both genders without discrimination. The distribution is presented in (Figure 2) and the male: female ratio was 1: 1.22.

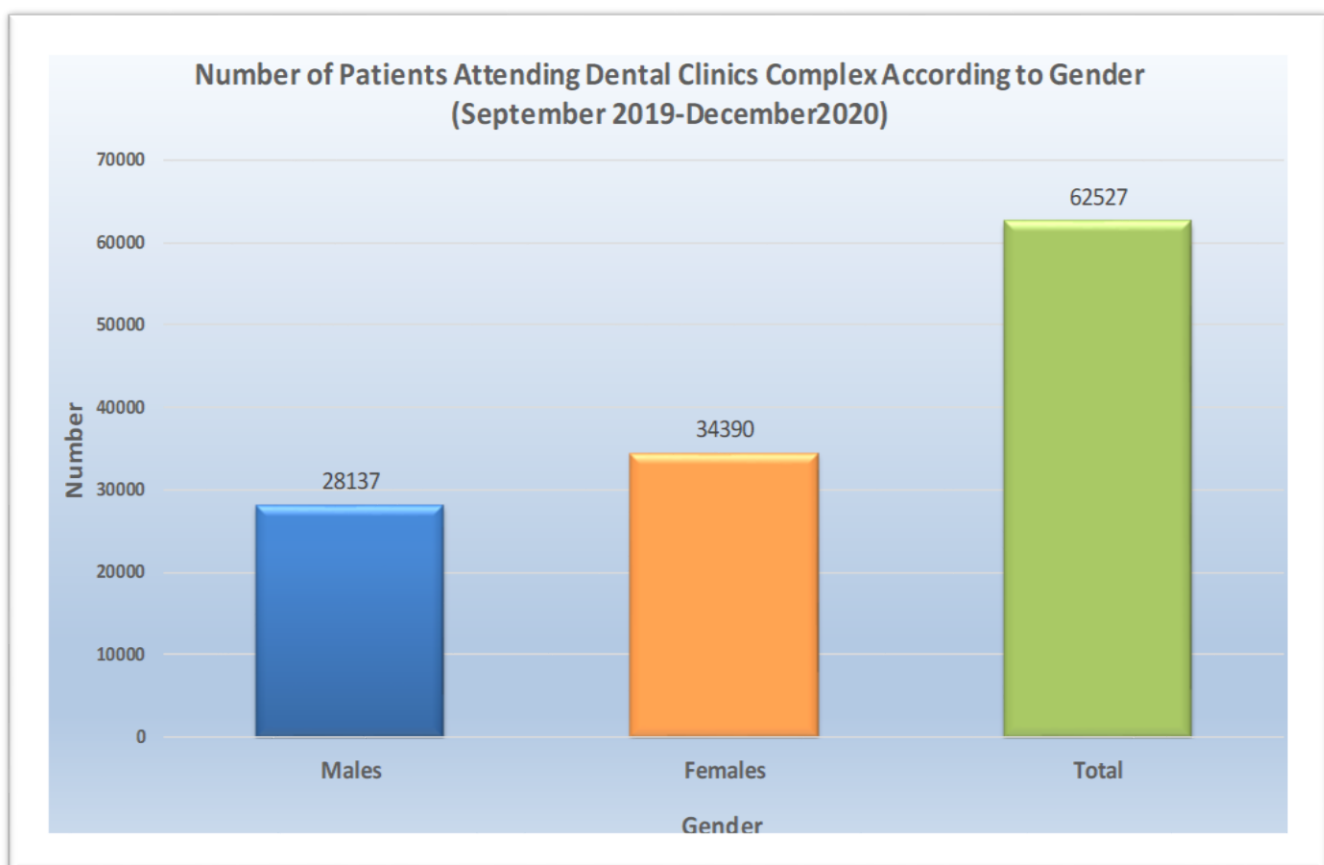


Figure 2. Patients' distribution according to gender from September 2019 to December 2020

4. Distribution of patients according to age categories:

The DCC provides dental treatment for pediatric as well as adult patients.

Distribution of patients according to age categories is presented in (Figure 3).

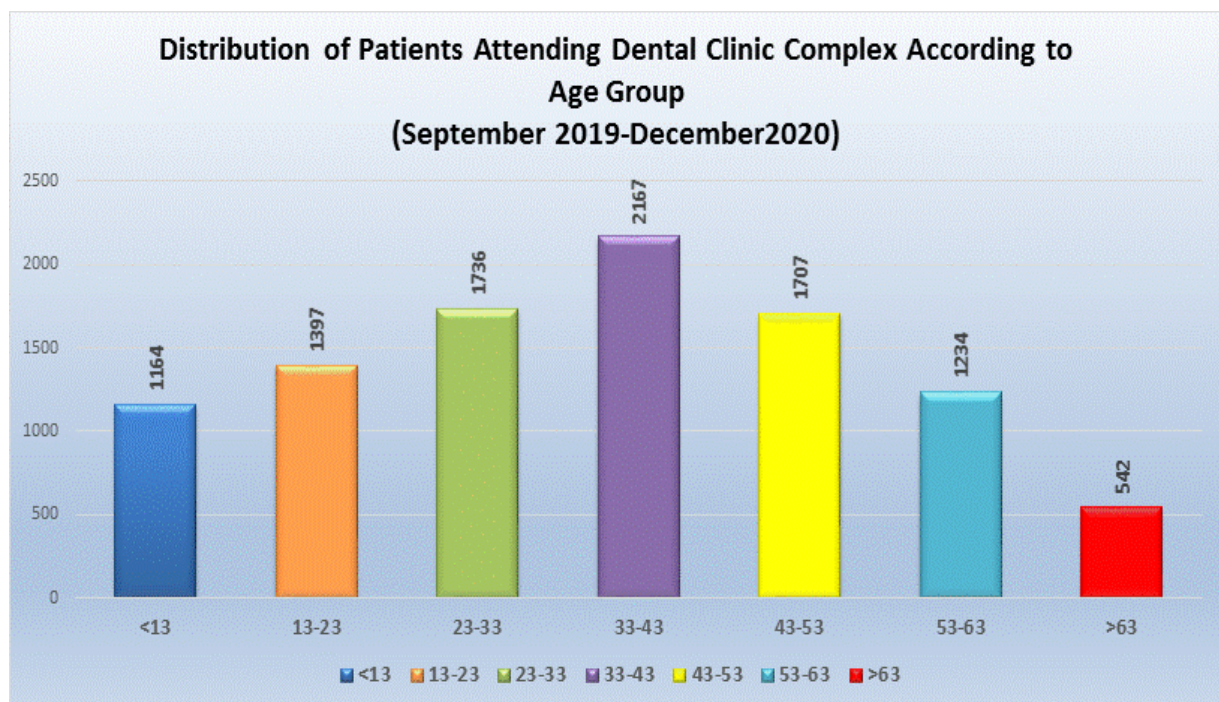


Figure 3. Patients' distribution according to age from September 2019 to December 2020

5. Treatment of medically compromised patients:

The DCC applies Access to Care policy which guarantees that every new patient must have medical examination in the first visit. Recurring patients are checked regularly and medical examination results are documented in the patients' medical records. Medical examination is carried out by professional medical teams and there is a Code Blue team for dealing with any emergencies. Medical conditions of new patients from September 2019 to December 2020 are presented in (Figure 4). It is worth noting that hypertension was the most common medical condition.

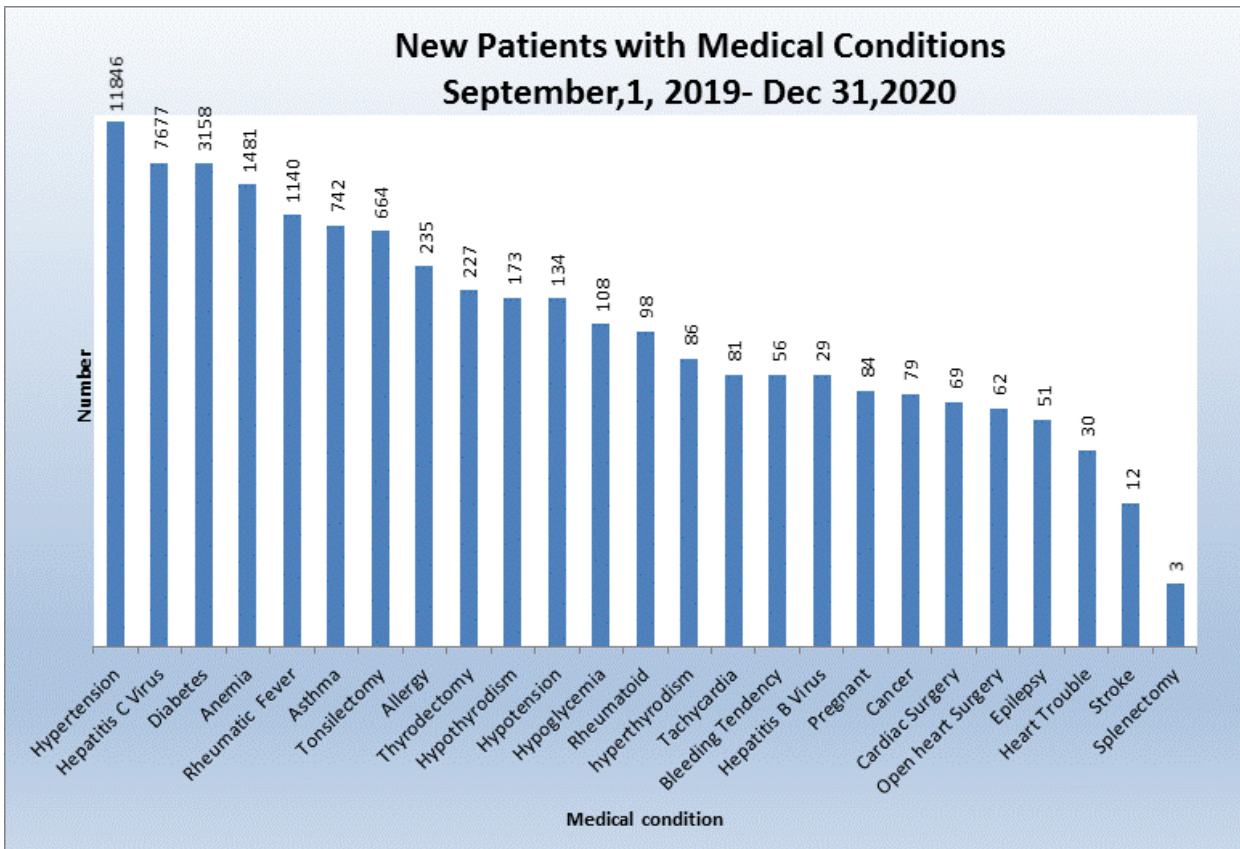


Figure 4. Patients' medical condition from September 2019 to December 2020



3. Outreach:



#	Activity	Date	Target Group	URL
1.	Bahr Abu El Meer School Field Trip	24/11/2019	Al Fayoum School Students	https://bit.ly/3BOqsCR
2.	Celebrating The International Day for Disabilities a Field Trip to The “Right to Live” Association	19/12/2019	Residents “Right to Live” Association	https://bit.ly/2ZQidZs
3.	Field Training at Language & International Schools	Fall 2019	Nermine Ismail and New Generation Schools	https://bit.ly/3BH0MHT
4.	Elite School Field Trip	28/1/2020	Elite School Students	https://bit.ly/3bxGNRp Page-86
5.	The Right to Live Association for Special Needs Field Trip	3/2/2020	Association of Special Needs Participants	https://bit.ly/3jXKuEM
6.	Dental Convoy to Atfeeh Giza	8/2/2020	Al Giza Residents	https://bit.ly/3w6DTwx Page-86
7.	Modern Education School Field Trip	20/2/2020	Kindergarten School Students	https://bit.ly/2ZUPNhc



3. Outreach (Cont.):




#	Activity	Date	Target Group	URL
8.	Modern Education School Field Trip	27/2/2020	Middle School Students	https://bit.ly/2Yd4oE8
9.	Dental Convoy to Mena El Ezz, Al Daqahleya	28/2/2020	Al-Daqahleya Residents	https://bit.ly/2Y8BtRr Page-86
10.	Modern Education School Field Trip	5/3/2020	High School Students	https://bit.ly/3jV624Y
11.	Raising Awareness of Sustainable Water Consumption among Primary School Children	6/3/2020	Mogama'a Alexandria Primary School Children	https://bit.ly/3pXpj9y
12.	Online Lecture in Sheikh Zayed City on Computer Skills	14/11/2020	Sheikh Zayed Residents	https://bit.ly/3CGQysG



4. Education:



#	Activity	Date	Target Group	URL
1.	Internship Training Program of Faculty of Oral & Dental Medicine	2019-2020	A Total of 297 Interns	https://bit.ly/3nSiSSn Page: 47-50
2.	A Lecture on Oncologic Diseases and Their Proper Pharmacologic Therapeutic Approaches	25/3/2019	Clinical Pharmacy, Pharmacy Practice Staff & Fellows of Clinical Pharmacy, Ministry of Health	https://bit.ly/3EzMR8A
3.	New Training Internship with iTranslate for Al-Alsun Seniors	4/9/2019	Al-Alsun Seniors	https://bit.ly/3qdKZi3
4.	Dentistry Students Summer Camp – RWTH Aachen University, Germany 2019	9/9/2019	Dental Students & Staff Members	https://bit.ly/3nQnGYD
5.	A Workshop on Managing Innovation in Academia	19/9/2019	Al Alsun & Mass Communication Staff Members	https://bit.ly/3nMWcTL
6.	A Conference in Collaboration With CDELT/ MIU Sponsors “iTeach Humachine in English Language Teaching”	2nd & 3rd/11/2019	Faculty of Al-Alsun & Mass Communication	https://bit.ly/3pZnjgU
7.	A Talk on Animal Studies, Big Data in Literature Classrooms	6/11/2019	Al Alsun & Mass Communication Staff Members	https://bit.ly/2ZQssgL
8.	Your First Step in Scientific Research	14/10/2019	Pharmacy Faculty & Teaching Assistants	https://bit.ly/3o25OKy
9.	Prof. Ebtesam Ahmed Visit to Faculty of Pharmacy	10-29/10/2019	5th year Pharmacy Students	https://bit.ly/3nWmpz6



4. Education (Cont.):



#	Activity	Date	Target Group	URL
10.	Workshop on MCQ Design	6 & 7/11/2019	Faculty of Oral & Dental Medicine Staff Members	https://bit.ly/3w9yPYr
11.	Visiting the Arts Complex in Zamalek	19/11/2019	Al Alsun Students	https://bit.ly/3EBS1RA
12.	The Egyptian House of Representatives Field Trip	8/12/ 2019	Al-Alsun Students	https://bit.ly/2Zl2fRg
13.	The Center of Excellence in Translation and Localization Organizes a Five-Day Workshop on Conference Interpreting	5/2/2020	MIU and non MIU Alumni	https://bit.ly/3w9CpBJ
14.	Prof. Nazer Z. Alsharif Visit to Faculty of Pharmacy	23/2-5/3/2020	3 rd year Pharmacy Students	https://bit.ly/3o24OG8
15.	Prof. Rowena Schwartz Visit to Faculty of Pharmacy	24/2-3/3/2020	5th year Pharmacy Students	https://bit.ly/31rpU9e
16.	A Workshop Titled: "How to perform First Aid"	24/2/2020	The Faculty of Al-Alsun & Mass Communication	https://bit.ly/3A0Knyl
17.	iTranslate Career Development Seminar Hosted by the Center of Excellence in Translation and Localization!	2/3/ 2020	Al-Alsun and Mass Communication Senior Students & Alumni	https://bit.ly/3pWq2b9



4. Education (Cont.):



#	Activity	Date	Target Group	URL
18.	Misr International University Best Partner for Education First Initiative	5/9/2020	Faculty of Al-Alsun & Mass Communication	https://bit.ly/3BxBcVL
19.	Hands-On Online Training to Al-Alsun Students by Al Ahram Regional Institute for Journalism	10/2020	Al-Alsun Students	https://bit.ly/3mzINim
20.	Training Workshop on Trados SDL Studio	28/12/2020	Al Alsun Faculty Staff Members	https://bit.ly/3EBIYzV
21.	A Workshop on Becoming an SDG-Engaged University: Organizing an Interdisciplinary Research Forum	9/12/2020	Al Alsun & Mass Communication Staff Members	https://bit.ly/2ZOn51D
22.	Online Workshops on Enhancing Professional and Soft Skills	23-30/12/2020	Al Alsun Faculty Staff Members	https://bit.ly/3qjAsl8



Summary

The present section highlights the rigorous endeavors that MIU makes towards attaining the goals set in the United Nations Sustainable Development Goals (SDGs) and Sustainable Development Strategy (SDS): Egypt Vision 2030. The leading role taken up by MIU in this regard has been translated into a sustainable development action plan that organizes extensive effort in four main areas: research, stewardship, outreach, and education.

While COVID-19 has necessitated making some changes in the development plan due to the cancellation of physical activities and events, it has opened up new opportunities for the University to perform its duty towards the community at different levels. MIU has attempted during this year and half to promote community-engaged teaching and research, and to advance sustainability in its practices through working on various SDGs all at the same time.

Summary (Cont.)

To begin with, the data presented show that the University research output is higher than the previous year thanks to, among others, the incentives offered to the staff members who publish their work in indexed journals. The research contributions address a wide array of SDGs and reflect interest in interdisciplinary research, and mutual projects with industry. Launching graduate programs in different majors has also helped increase the institution publication percentage. In addition, collaboration with Egyptian Knowledge Bank and subscriptions to prestigious database have allowed researchers the access to up-to-date references in all sorts of topics. Research in computer science and health-related subjects is still taking the lead, and SDGs 3 and 9 are among the main goals addressed by the scholars. One of the obstacles that hinder achieving considerable progress in research is that the number of the staff members is limited. Therefore, the University is trying to address this issue by regularly hiring good caliber as well as offering incentives, and flexible hours for staff members to allow them more time for research.

During the past year and a half and despite the restrictions imposed by COVID-19, the University contributed to creating a better life for community members. A number of SDGs has been achieved through organizing on-campus events and launching off-campus campaigns and programs. However, with the advent of COVID-19, a number of the activities listed in the University development plan had to be cancelled or held virtually instead.

Summary (Cont.)

People with special needs have received due attention this year. Arrangements have been made with associations such as the Right to Live and Caritas to welcome children with special needs at MIU campus to participate in recreational events. MIU students and staff visited the association to observe literacy and speech therapy activities for persons with special needs. The aim of the trips was to create awareness of the nature and the needs of the people with special needs, increasing the students' interest in serving this population.

Dentistry students, interns and staff have arranged multiple convoys and school visits before the breakout of COVID-19 to raise awareness about the importance of oral health. During the second half of the year, schools shut down and the visits were suspended. However, the University commitment towards the surrounding communities has necessitated keeping the doors of the Dental Clinic Complex (DCC) open. The DCC offers various free dental services regardless of patients' gender, socio-economic status, color, race, religion or nationality. The dental profession at MIU is practiced without any form of discrimination. Egyptians as well as non-Egyptians, males and females, children and adults all receive quality dental treatment in an environment where measures of prevention and control of infection are strictly applied following the recommendations of international health organizations. From September 2019 to December 2020, the DCC has served more than 60,000 patients, most of whom are from underprivileged communities.

Summary (Cont.)

Several donations, such as vehicles and equipment, have been made by the University to hospitals. Students' clubs, in coordination with the University administration and charity organizations, participated in campaigns to paint schools and build roofs for ramshackle houses in poor neighborhoods.

Furthermore, as part of the University's efforts to achieve water conservation and control the spread of germs, the manual taps on campus have been replaced with sensor taps. The replacement has started in places where water consumption is usually high such as in the dental clinic and labs. The University has a plan with a clear timetable to install sensor taps in all washrooms.

At the educational level, the University has paid considerable attention to internship programs. For 15 years, MIU has sponsored a unique program to train interns and enhance their dental skills. The program follows the same regulations applied in national universities, with a unique approach to guarantee providing interns with the highest level of knowledge and skills. Public lectures, seminars, and webinars are integrated with hands-on training to prepare dentists who are very well-qualified for global competition.

Summary (Cont.)

Furthermore, the Faculty of Al-Asun and Mass Communication signed agreements with reputable institutions to grant its students opportunities of field training. A number of seminars and webinars have also been organized by the Faculty to update the staff with the most recent educational and research approaches. One significant seminar was on how to become an SDG-engaged university. The speakers explained how the SDGs can practically be integrated into the curricula, research contributions, assignments, and projects.

All these activities are made within the framework of the sustainable development action plan laid down by the University in response to UN's SDGs and SDS Egypt Vision 2030. They reflect the strong commitment of MIU to making a positive social impact through its research, teaching, and community engagement. Despite the progress achieved so far, we know for sure that we still have a lot of work to do. Misr International University will continue its efforts to further enhance its role among higher education institutions through contributing to the welfare of humanity.

The next section lists a number of recommendations and future areas of interest that the University intends to tackle to consolidate its position and reputation internationally.

Recommendations and Future Plans

Last year's report listed a number of tentative future plans for improvement, that have served as an action frame to the efforts exerted by the University to attain more SDGs. Most of the ideas presented have been put into practice to generate more ideas towards sustainability. The following suggestions and future plans are thought to be crucial towards achieving more SDGs and consolidating the ones already achieved by the University:

1. Making research contributions a priority in the coming few years. An action plan needs to be laid down to this end in consultation with the faculties' vice deans for scientific research.
2. Updating curricula to allow for more integration of the SDG's. Projects and research papers conducted by students should be directed to serve community problems.
3. Instructing faculties to document all events and activities organized on and off campus. In this year's report some significant activities have been excluded due to lack of proper documentation.
4. Coordinating further with the EKB to organize workshops and webinars on ranking to help staff members get more involved in the process.

Recommendations and Future Plans (Cont.)

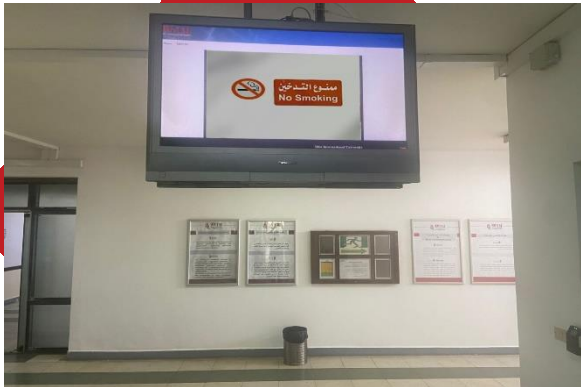
5. Encouraging faculties to further explore possibilities of collaboration with industry to enhance students' practical skills and qualify them for the job market.

6. Making the best use of technological advancements through offering online courses and webinars on various topics under the umbrella of continuing education programs and awareness campaigns.

7. Addressing more SDGs by holding brainstorming sessions for faculties' coordinators to discuss ideas and suggestions on how different specialties can attain the SDGs towards innovative community services.

8. Keeping the University staff members involved in the process of applying to the universities impact ranking committee by announcing relevant news in the university board meetings and on the university website.

Finally, MIU reiterates its commitment to continue its efforts to ensure that research contributions, community-oriented activities, and academic programs are all directed to prepare qualified graduates and responsible citizens who can contribute to the creation of a sustainable future.







 **19648**

 www.miuegypt.edu.eg

**Km 28 Cairo -
Ismailia Road
(Ahmed Orabi District),
Egypt**