

Achieve Gender Equality and Empower All Women and Girls

5.5.1: *Proportion of women receiving degrees (Undergraduates & Postgraduates)-2024-2025*

This indicator measures women's completion of their higher education degree, showing progress toward equal opportunities in education for both genders.

In 2024–2025, **958** of the **1,543** MIU graduates (undergraduate and postgraduate) are female.

1,543

Total MIU Graduates

Undergraduate and postgraduate, 2024–2025

958

Female Graduates

62.1%

Female Share of All Graduates

958 of 1,543

Undergraduate Key Numbers 2024-2025

1,295

Total Graduates

262

STEM Graduates

Architecture, Electronics & Communications, Computer Science

486

Medicine Graduates

Dentistry and Pharmacy

547

Arts & Humanities and Social Science Graduates

795

Female Graduates

61.4% of all

100

Female STEM Graduates

38.2%

313

Female Medicine Graduates

64.4%

382

Female Arts & Humanities and Social Science Graduates

69.8%

At MIU, **61.4%** of undergraduate graduates are female. In **STEM 38.2%** are female, in **Medicine 64.4%**, and in **Arts & Humanities & Social Sciences 69.8%**.

Undergraduate Graduates by Field: Female vs Male, 2024–2025

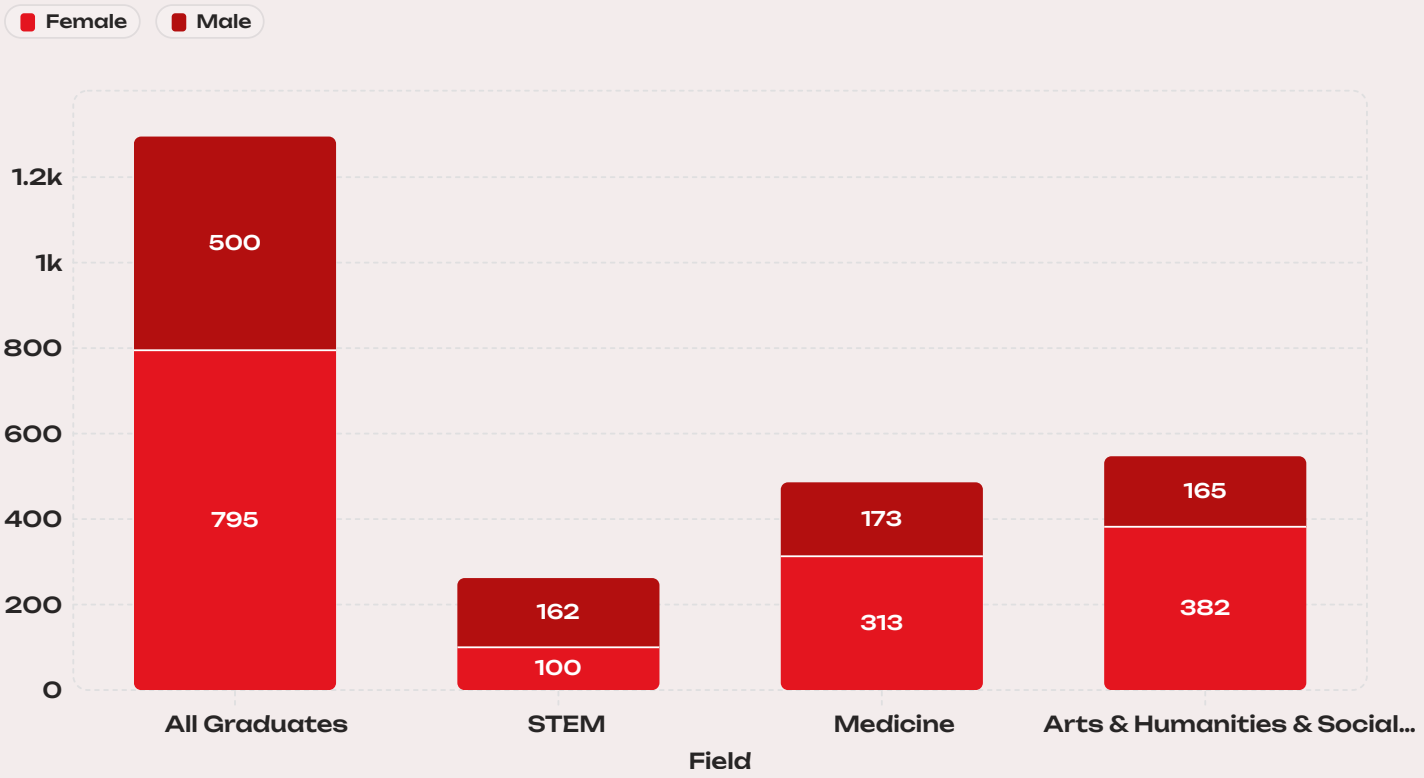

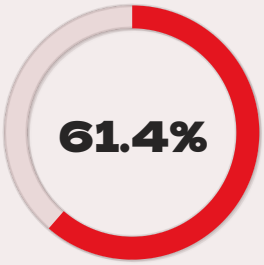

of all undergraduate graduates are female

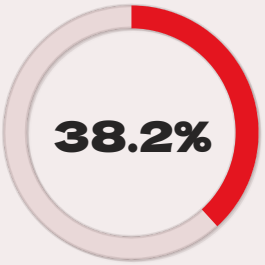

of STEM

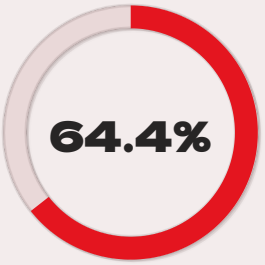

of Medicine

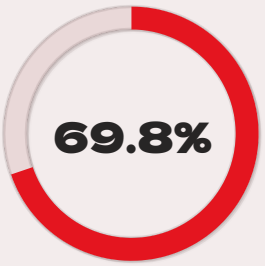

of Arts & Humanities & Social Sciences

Postgraduate Key Numbers 2024-2025

248

Total Graduates

163 female (65.7%)

156

Medicine Graduates

Dentistry and Pharmacy

89 female (57.1%)

78

Arts & Humanities and Social Science Graduates

67 female (85.9%)

14

STEM Graduates

Electronics & Communications, Computer Science

7 female (50.0%)

At MIU, **65.7%** of postgraduate graduates are female. In **Medicine 57.1%** are female, in **Arts & Humanities & Social Sciences 85.9%**, and in **STEM 50.0%**.

Postgraduate Graduates by Field: Female vs Male, 2024–2025

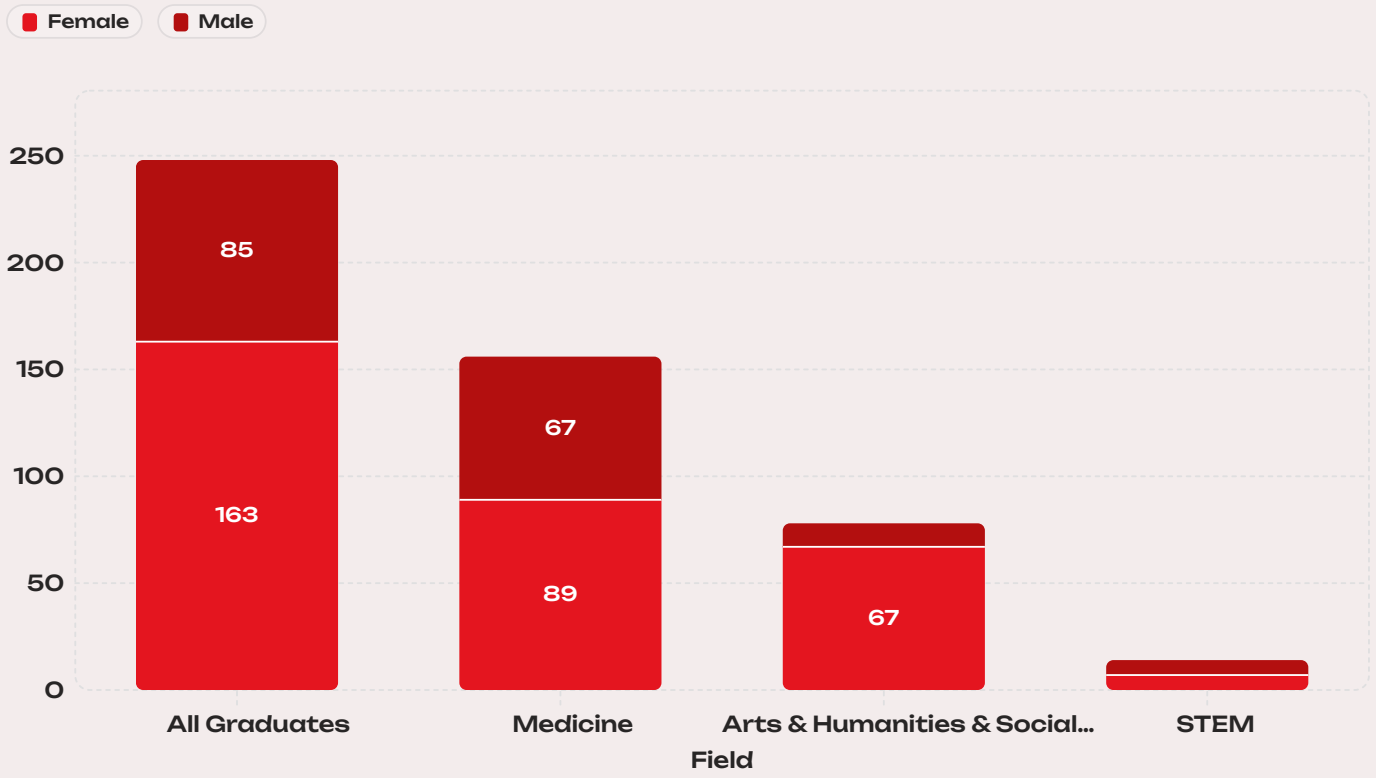

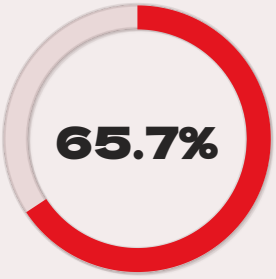

of all postgraduate graduates are female

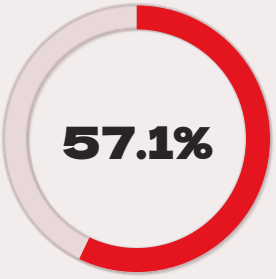

of Medicine



of Arts & Humanities & Social Sciences



of STEM

Key Findings 2024-2025

Women are the majority of MIU graduates in 2024–2025: **958 of 1,543** graduates (**62.1%**) across both levels. Female representation varies by field and by level of study.

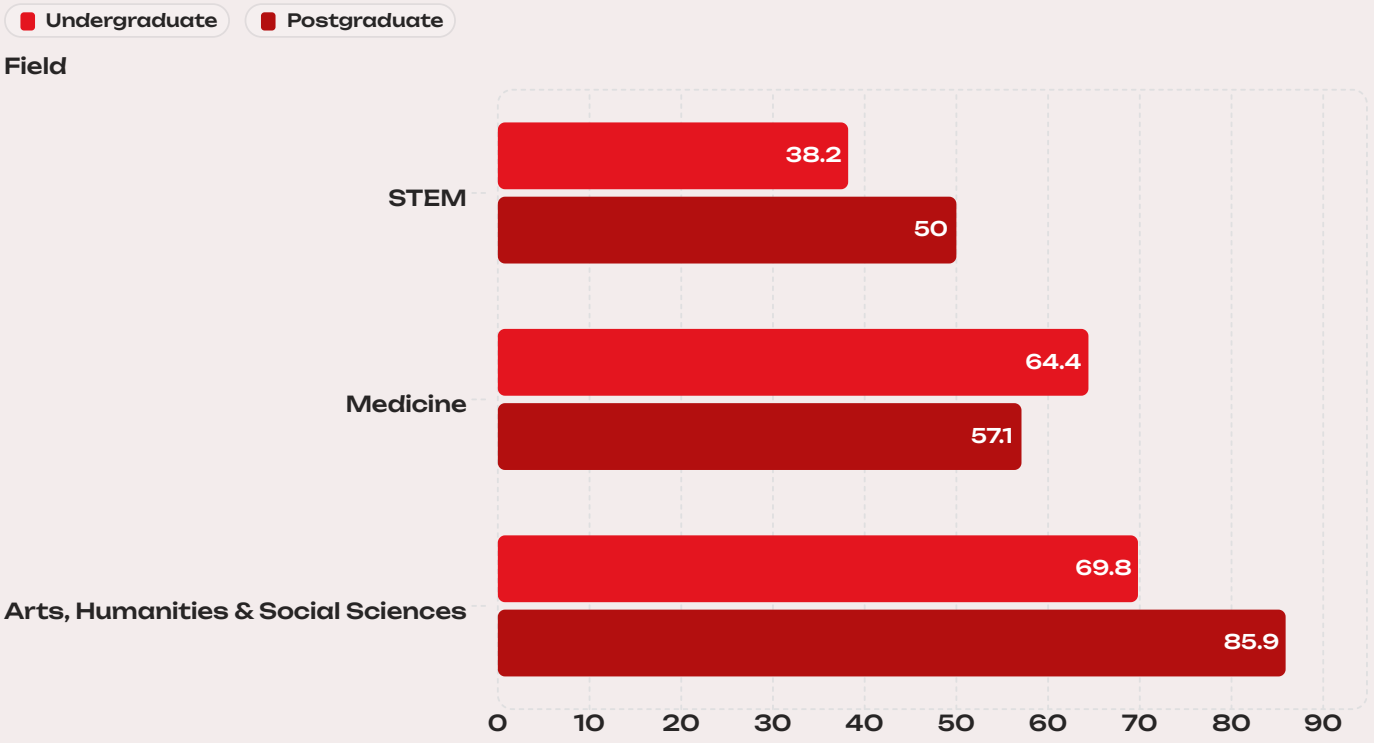

61.4%

Undergraduate Female Share

795 of 1,295 graduates

65.7%

Postgraduate Female Share

163 of 248 graduates

MIU remains committed to gender equality in higher education, supporting women's advancement across every discipline.