

Achieve Gender Equality and Empower All Women and Girls

5.3.4 – *Women's Application in Underrepresented Subjects*

Promoting and Expanding Women's Participation in STEM Disciplines

MIU is committed to encouraging **women's participation** in academic disciplines where they have traditionally been **underrepresented** as (**STEM**). Through **equal-opportunity** admission policies, targeted outreach, accessible application procedures, and continuous **monitoring** of **enrollment** patterns, the university seeks to expand women's access to scientific and technical education.

Three complementary pillars

Equal-opportunity policies

Ensuring fair and **non-discriminatory admission** procedures.

Outreach and awareness

Encouraging prospective **female** students to explore scientific and technical disciplines.

Monitoring and evaluation

Tracking **women's** applications and **enrollment** across **underrepresented** fields to identify trends and opportunities for growth.



Achieve Gender Equality and Empower All Women and Girls

1. Policy Framework Supporting Women's Access

MIU maintains its Policy on the Admission of **Female Students**, reaffirming its commitment to **equal opportunities** for **women** across all academic disciplines. The policy ensures that:



Non-discriminatory admission

Admission procedures remain free from **gender-based** or social discrimination.



Merit-based evaluation

All applicants are evaluated fairly based on **merit**.



Equal access

Female applicants have **equal access** to available academic programs and **admission** opportunities.

[Full Policy on the Admission of Female Students]

5 GENDER EQUALITY

Achieve Gender Equality and Empower All Women and Girls

2. Outreach Initiatives Encouraging Women's Applications

MIU continues to engage prospective students and their families through school visits, open-campus events, and accessible online **application** pathways. These initiatives introduce prospective applicants to the university's academic programs, laboratories, facilities, and opportunities across its faculties, including **scientific** and technical disciplines.

A. Open Campus and On-Campus Engagement

The August 20 Open Campus event welcomed prospective students and parents, offering **admission** consultations, faculty presentations, campus tours, and visits to laboratories and classrooms. Participants also explored student clubs and international study opportunities through MIU's **17** global affiliations.



Global affiliations available to MIU students



Achieve Gender Equality and Empower All Women and Girls

B. Continued School Outreach

MIU sustained its engagement with prospective students through school visits, including the I.S.K. American Division university visit during the 2024–2025 academic year.

C. Accessible Online Application Pathways

The university maintains an online application platform that facilitates access to **admission** information and **application** procedures, enabling prospective students to explore and apply to its academic programs.

MIU Online Application Portal

3. Women's Participation in the University Admission Process

The 2024/2025 admission statistics demonstrate **women's** significant participation in MIU's overall admission process. **Female** applicants represented **55.1%** of all applicants, while their share increased to **57.9%** among those who completed the admission tests. **Women** also accounted for nearly **60%** of newly **enrolled** students across the university.

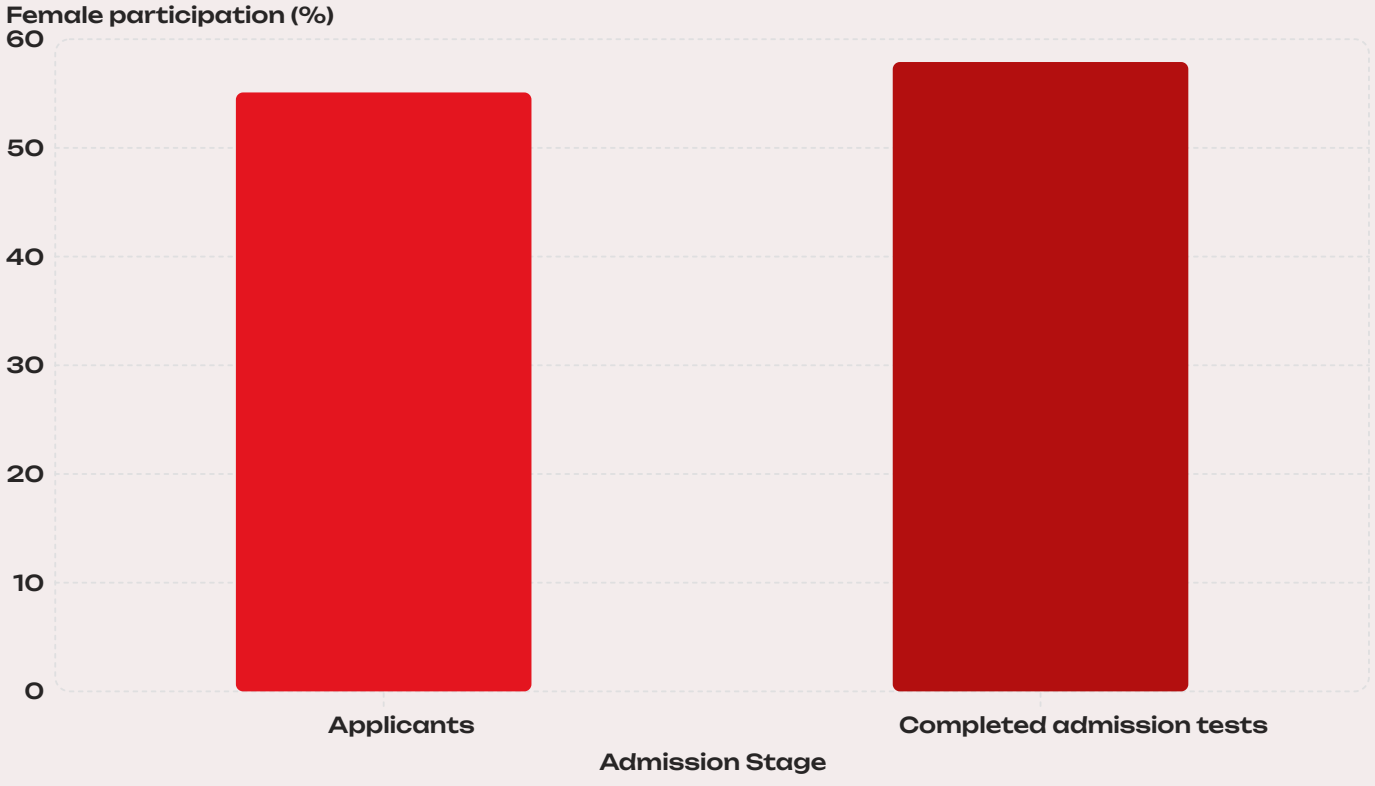



Achieve Gender Equality and Empower All Women and Girls

Female participation by admission stage (%)

FEMALE APPLICANTS

55.1%

4,629 of 8,395

COMPLETED ADMISSION TESTS

57.9%

2,453 of 4,239

These figures provide an overview of **women's** access to university education and contextualize the university's broader efforts to encourage **female applications** across academic disciplines.

[View Applicants and Completed Admission Tests – 2024/2025]

[View Enrolled Students – 2024/2025]

4. Expanding Women's Participation in Traditionally Underrepresented STEM Disciplines

MIU monitors **female participation** across three STEM faculties: **Architecture**, **Electronics and Communications Engineering**, and **Computer Science**. The 2024/2025 admission statistics document women's participation at both the **application** and **enrollment** stages. Women accounted for **38.4%** of STEM **applicants** and **40.9%** of newly enrolled STEM students. The increase of **2.5 percentage points** between the two **admission** stages reflects a higher **female** share among newly enrolled students compared with applicants.

+2.5 PERCENTAGE POINTS FROM APPLICATION TO ENROLLMENT

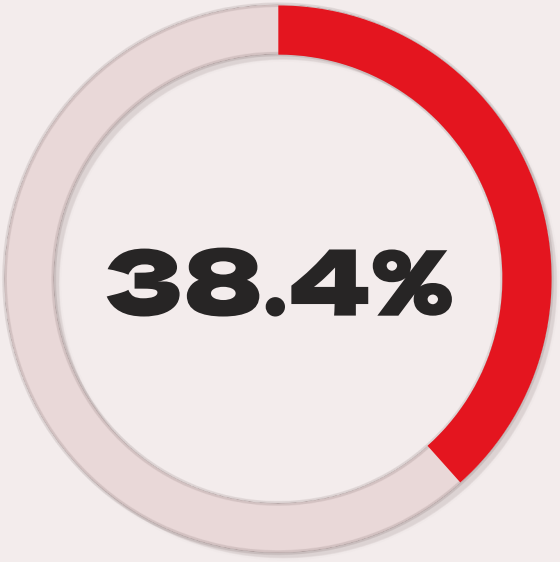

STEM APPLICANTS

1,034 female applicants out of 2,695

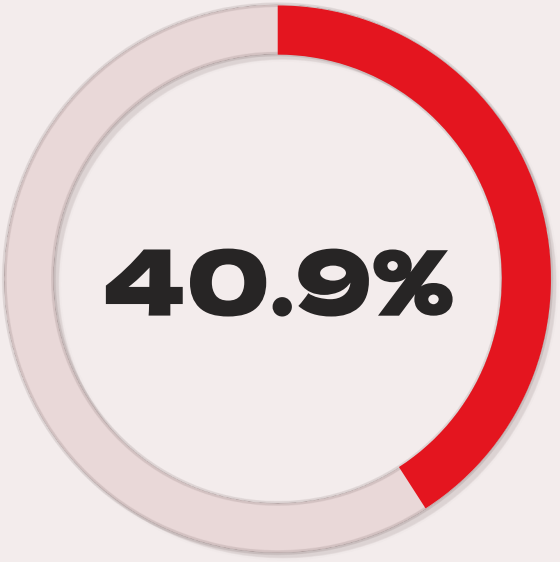

STEM ENROLLMENT

279 female newly enrolled students out of 682

Women's Applications and Enrollment across STEM

STEM here covers **Architecture, Electronics and Communications Engineering**, and **Computer Science**. **Women** are **38.4%** of **STEM applicants** and **40.9%** of newly enrolled **STEM** students.

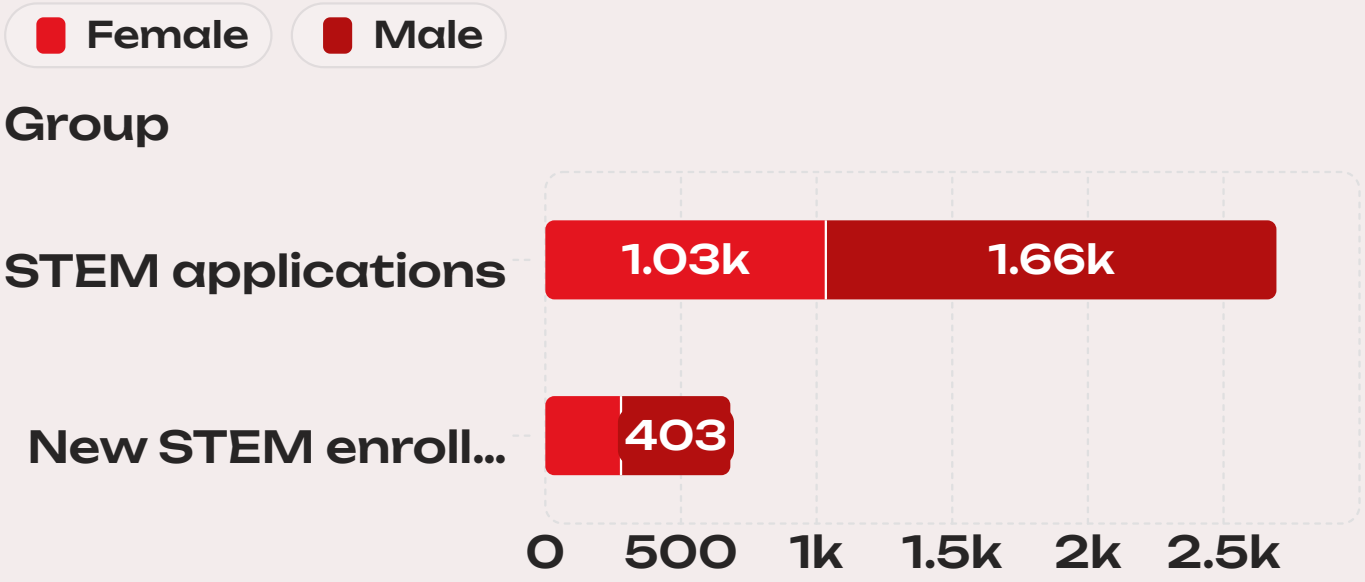

STEM applications – Female: 1,034 / Total: 2,695

Female: 1,034

Male: 1,661

Total: 2,695

New STEM enrollment – Female: 279 / Total: 682

Female: 279

Male: 403

Total: 682

5 GENDER EQUALITY

Achieve Gender Equality and Empower All Women and Girls

Female Participation by STEM Discipline

The distribution of **female** enrollment across the three **STEM** faculties demonstrates different participation patterns and highlights areas of established and growing **female** engagement.

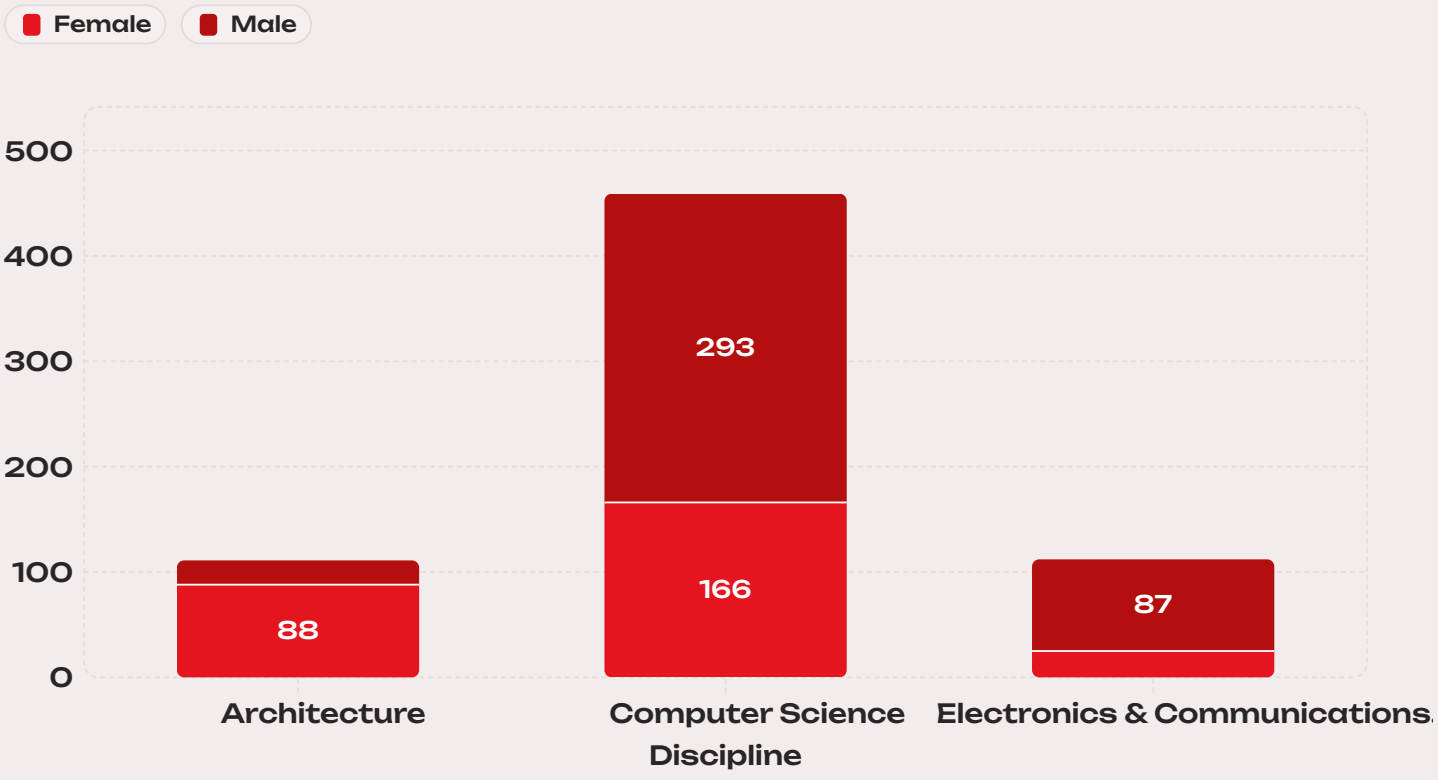

5 GENDER EQUALITY

Achieve Gender Equality and Empower All Women and Girls

Newly enrolled students by gender, 2024/2025

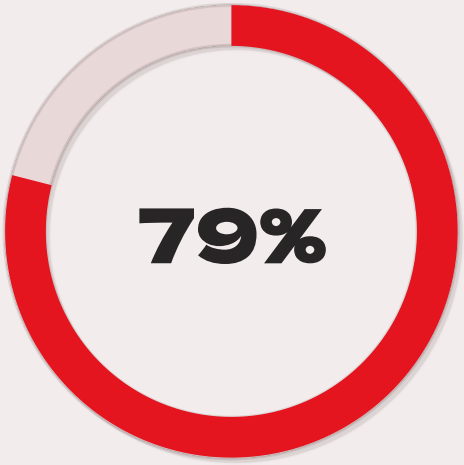

ARCHITECTURE

88 female students out of 111 newly enrolled

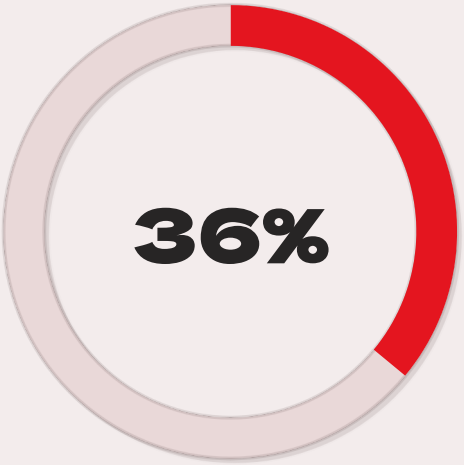

COMPUTER SCIENCE

166 female students out of 459 newly enrolled



ELECTRONICS & COMMUNICATIONS ENGINEERING

25 female students out of 112 newly enrolled

Architecture demonstrates particularly strong **female** participation, while **Computer Science** and **Electronics and Communications Engineering** provide important areas for continued **outreach** and encouragement of **female applications**.

5. Growing Women's Enrollment in STEM: 2024/2025 Compared with 2023/2024

A year-on-year comparison demonstrates continued expansion in the number of **women** enrolled across MIU's three **STEM** faculties. Total registered **female** students increased from 650 in 2023/2024 to 810 in 2024/2025, representing an increase of 160 students (**24.6%**).

+24.6% – **female** STEM enrollment (650 → 810, +160 women)

Registered female students in STEM

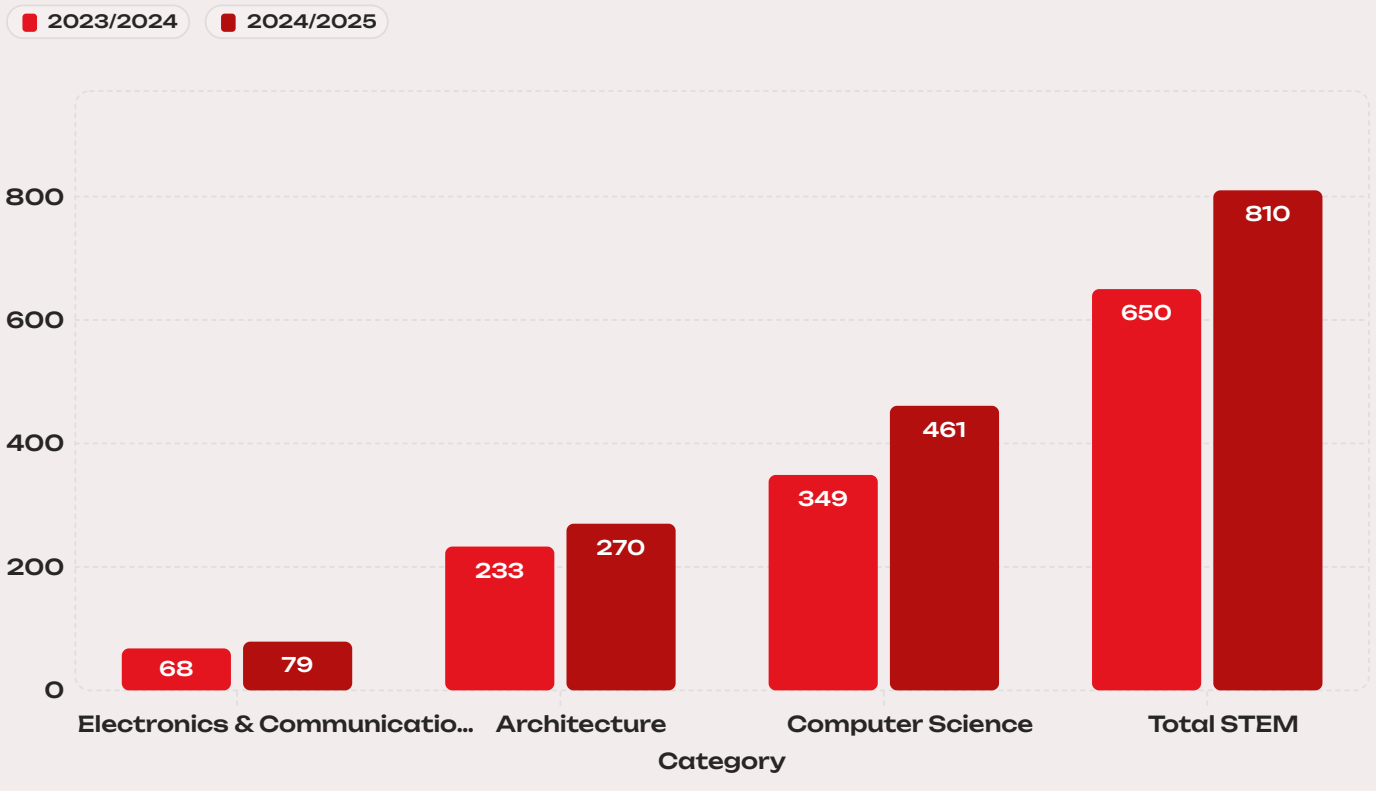

The 2024/2025 statistics demonstrate **women's** substantial engagement in the university's **admission** process, their participation across the three **STEM** faculties, and a notable increase in **female STEM enrollment** compared with the previous academic year.

> The growth recorded in **Architecture**, **Computer Science**, and **Electronics and Communications Engineering** provides evidence of expanding **female** participation and reinforces the importance of sustained efforts to encourage **women's applications** in scientific and technical fields.